

**McLENNAN COMMUNITY COLLEGE
QUARTERLY INVESTMENT REPORT
MARCH 1, 2017 - MAY 31, 2017**

Investment Portfolio

During the third quarter of the fiscal year McLennan Community College had funds invested in Texas Term Daily, Lone Star Investment Pool, TexPool, and CD's. Accrued interest of \$32,691 was recorded for this quarter. As of May 31, 2017, the investments' total book value was \$21,918,461 and categorized as follows:

	% of Total	Book Value
Lone Star Investment Pool	0.001%	280
Texas Term Daily	0.038%	8,395
TexPool	0.519%	113,740
CD's	99.441%	21,796,046

Summary Statement of Funds

General Operating Fund

Market Value 3/1/2017	\$17,416,179
Withdrawals	(2,044,947)
Additions and changes to market value	589,992
Accrued quarterly interest	25,535
Market Value 5/31/2017	\$15,986,759

Series 2013 Bond Interest & Sinking Fund

Market Value 3/1/2017	\$1,986,294
Withdrawals	0
Additions and changes to market value	59,468
Accrued quarterly interest	2,520
Market Value 5/31/2017	\$2,048,282

Series 2013/2015 Bond Interest & Sinking Fund

Market Value 3/1/2017	\$3,772,998
Withdrawals	0
Additions and changes to market value	138,477
Accrued quarterly interest	4,636
Market Value 5/31/2017	\$3,916,111

DEFINITIONS:

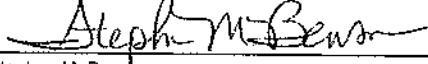
Book Value--The amount at which an investment is reported on the balance sheet.

Market Value--Estimate of worth of each security based on market conditions. Estimates are provided by a broker or pool.

COMPLIANCE STATEMENT

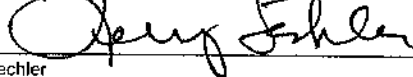
The investment portfolio presented in these reports is in compliance with generally accepted accounting principles, the Public Funds Investment Act, and the McLennan Community College investment strategy and policy as approved by the McLennan Community College Board of Trustees on August 26, 2017.

Investment Committee



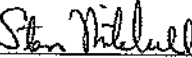
Stephen M. Benson

Vice President Finance & Administration




Terry Lechler

Director, Financial Services



Stan Mitchell

Faculty Representative/Investment Officer



Connie Wedemeyer

Faculty Representative/Investment Officer

PORTFOLIO ANALYSIS

General Operating Fund

Investment Type: Pools

Description	Maturity	Market Value		Book Value	
		3/1/2017	5/31/2017	3/1/2017	5/31/2017
TexPool	N/A	473	45,504	473	45,504
Lone Star	N/A	280	280	280	280
Texas Term Daily	N/A	8,380	8,395	8,380	8,395
Total Pools		9,133	54,179	9,133	54,179

Other Investments

Description	Maturity	Market Value		Book Value		Total
		3/1/2017	5/31/2017	3/1/2017	5/31/2017	Accrued Interest
CD .50%	2/3/2017	380,397	380,397	380,397	380,397	610
CD .50%	12/28/2017	6,026,649	6,026,648	6,026,649	6,026,648	12,796
CD .50%	5/15/2017	3,000,000	0	3,000,000	0	0
CD .50%	8/14/2017	8,000,000	8,000,000	8,000,000	8,000,000	11,616
CD .96%	8/17/2017	0	1,500,000	0	1,500,000	513
Total Other Investments		17,407,046	15,907,045	17,407,046	15,907,045	25,535
GENERAL FUND TOTAL		\$17,416,179	\$15,961,224	\$17,416,179	\$15,961,224	\$25,535

Investment Type: Pools, Other

Series 2013 Bond Interest & Sinking Fund

Description	Maturity	Market Value		Book Value		Total Accrued Interest
		3/1/2017	5/31/2017	3/1/2017	5/31/2017	
CD .50%	8/14/2017	1,668,000	1,668,000	1,668,000	1,668,000	2,422
CD .77%	6/15/2017	0	355,000	0	355,000	98
Tex-Pool	N/A	318,294	22,762	318,294	22,762	0
I & S FUND TOTAL		1,986,294	2,045,762	1,986,294	2,045,762	2,520

Series 2013/15 Bond Interest & Sinking Fund

Investment Type: Pools, Other

Description	Maturity	Market Value		Book Value		Total Accrued Interest
		3/1/2017	5/31/2017	3/1/2017	5/31/2017	
CD .50%	8/14/2017	3,036,000	3,036,000	3,036,000	3,036,000	4,408
CD .77%	6/15/2017	0	830,000	0	830,000	228
Tex-Pool	N/A	736,998	45,475	736,998	45,475	0
I & S FUND TOTAL		3,772,998	3,911,475	3,772,998	3,911,475	4,636

GRAND TOTAL	\$23,175,471	\$21,918,461	\$23,175,471	\$21,918,461	\$32,691
--------------------	---------------------	---------------------	---------------------	---------------------	-----------------

Pool Interest Rates

	Lone Star	TexPool	Texas Term
March	0.94%	0.62%	0.66%
April	1.00%	0.71%	0.75%
May	1.00%	0.77%	0.80%

Comparable CD Rates
(American Bank)

	3-month	6-month	1-year
March	0.50%	0.50%	0.50%
April	0.50%	0.50%	0.50%
May	0.50%	0.50%	0.50%