

**McLENNAN COMMUNITY COLLEGE
QUARTERLY INVESTMENT REPORT
JUNE 1, 2017 - AUGUST 31, 2017**

Investment Portfolio

During the fourth quarter of the fiscal year McLennan Community College had funds invested in Lone Star Investment Pool, Texas Term Daily, TexPool and CD's. Accrued interest of \$10,948 was recorded for the CD's. As of August 31, 2017, the investments' total book value was \$13,169,570 and categorized as follows:

	% of Total	Book Value
Lone Star Investment Pool	0.002%	281
Texas Term Daily	0.06%	8,415
TexPool	2.97%	390,934
CD's	96.97%	12,769,940

Summary Statement of Funds

General Operating Fund

Market Value 6/1/2017	\$15,961,224
Withdrawals	(3,024,721)
Additions and changes to market value	68,295
Accrued quarterly interest	10,948
Market Value 8/31/2017	\$13,015,746

Series 2013 Bond Interest & Sinking Fund

Market Value 6/1/2017	\$2,045,792
Withdrawals	(2,027,126)
Additions and changes to market value	33,426
Market Value 8/31/2017	\$52,092

Series 2013/2015 Bond Interest & Sinking Fund

Market Value 6/1/2017	\$3,911,475
Withdrawals	(3,874,521)
Additions and changes to market value	75,726
Market Value 8/31/2017	\$112,680

DEFINITIONS:


Book Value--The amount at which an investment is reported on the balance sheet.

Market Value--Estimate of worth of each security based on market conditions. Estimates are provided by a broker or pool.

COMPLIANCE STATEMENT


The investment portfolio presented in these reports is in compliance with generally accepted accounting principles, the Public Funds Investment Act, and the McLennan Community College investment strategy and policy as approved by the McLennan Community College Board of Trustees on August 1, 2017.

Investment Committee



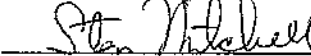
Stephen Benson

Vice President, Finance & Administration



Terry Lechler

Director, Financial Services



Stan Mitchell

Faculty Representative/Investment Officer



Connie Wedemeyer

Faculty Representative/Investment Officer

PORTFOLIO ANALYSIS

General Operating Fund

Investment Type: CMO

Investment Type: Pools

Description	Maturity	Market Value		Book Value	
		6/1/2017	8/31/2017	6/1/2017	8/31/2017
TexPool	N/A	45,504	226,162	45,504	226,162
Lone Star	N/A	280	281	280	281
Texas Term Daily	N/A	8,395	8,415	8,395	8,415
Total Pools		54,179	234,858	54,179	234,858

Investment Type: CD's

Description	Maturity	Market Value		Book Value		Total Accrued Interest
		6/1/2017	8/31/2017	6/1/2017	8/31/2017	
CD .93% American Bank	2/2/2018	380,397	381,346	380,397	381,346	253
CD .50% American Bank	8/14/2017	6,026,648	0	6,026,648	0	
CD .50% American Bank	8/14/2017	8,000,000	0	8,000,000	0	
CD .96% CDARS	8/17/2017	1,500,000	0	1,500,000	0	
CD 1.12% CDARS	11/16/2017	0	2,000,000	0	2,000,000	798
CD 1.18% CDARS	1/4/2018	0	4,000,000	0	4,000,000	7,112
CD 1.21% CDARS	2/15/2018	0	4,885,000	0	4,885,000	680
CD 1.27% CDARS	8/16/2018	0	1,503,594	0	1,503,594	2,105
Total Other Investments		15,907,045	12,769,940	15,907,045	12,769,940	10,948
GENERAL FUND TOTAL		\$15,961,224	\$13,004,798	\$15,961,224	\$13,004,798	\$10,948

Investment Type: Pools, Other

Series 2005/2013 Bond Interest & Sinking Fund

Description	Maturity	Market Value		Book Value	
		6/1/2017	8/31/2017	6/1/2017	8/31/2017
CD .50% American Bank	8/14/2017	1,668,000	0	1,668,000	0
CD .77% CDARS	8/15/2017	355,000	0	355,000	0
Tex-Pool	N/A	22,762	52,092	22,762	52,092
I & S FUND TOTAL		2,045,762	\$52,092	2,045,762	\$52,092

Series 2007/2015 Bond Interest & Sinking Fund

Investment Type: Pools, Other

Description	Maturity	Market Value		Book Value		Total Accrued Interest
		6/1/2017	8/31/2017	6/1/2017	8/31/2017	
CD .50% American Bank	8/14/2017	3,036,000	0	3,036,000	0	
CD .77% CDARS	8/15/2017	830,000	0	830,000	0	
Tex-Pool	N/A	45,475	112,680	45,475	112,680	
I & S FUND TOTAL		3,911,475	112,680	3,911,475	112,680	

GRAND TOTAL	\$21,918,461	\$13,169,570	\$21,918,461	\$13,169,570	\$10,948
--------------------	---------------------	---------------------	---------------------	---------------------	-----------------

Pool Interest Rates

	Lone Star	TexPool	Texas Term
June	1.07%	0.87%	0.85%
July	1.18%	0.97%	0.96%
August	1.20%	1.00%	1.00%

Comparable CD Rates
(American Bank)

	3-month	6-month	1-year
June	0.25%	0.25%	0.50%
July	0.25%	0.25%	0.50%
August	0.25%	0.25%	0.50%