


# Board to Board

From Good to Great in Dual Credit Partnership




# NCII

*Rural Guided  
Pathways Project*

# What are/is Pathways?

---



# Four Pillars

---

1

**Map pathways to student end goals**

Employer-informed maps from multiple entry & reentry points to completion, transfer, & valuable careers

2

**Help students choose and enter a pathway**

Academic and social integration & career-focused onboarding to promote college-level success in the 1st year

3

**Keep students on their pathway**

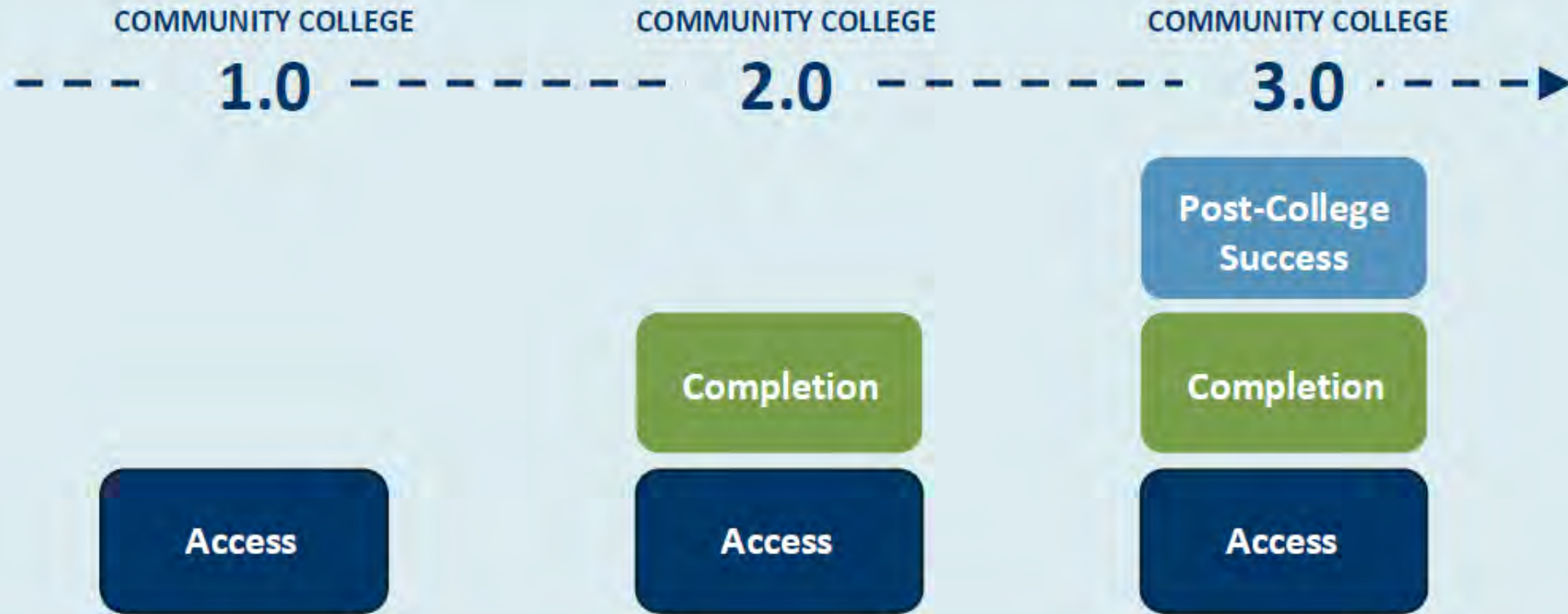
Proactive supports to improve completion & transfer, enhance belongingness, & address students' basic needs

4

**Ensure students are learning**

Active & work-based learning with culturally responsive teaching aligned with careers & further education

# Community College Reform





# Our Work with RGP

---

- Relationship Building
- Strategy Development – *CTE expansion, efficient pathways, clear communication*
- Data Collection
- Community Leadership
- Equitable Service



Distinguished Leaders en route to Waco from Pittsburgh

# Rethinking Dual Enrollment as an On-ramp to Career-Connected Postsecondary Pathways

## Conventional Approach



*“Programs of privilege”*



*“Random acts”*



## DEEP Approach



*All – and especially underserved students*



*Designed to expand college and career opportunities*

# Regional Labor Market Data and Analysis, Continued

20 Largest occupations that require a post-secondary credential and **provide** a living wage

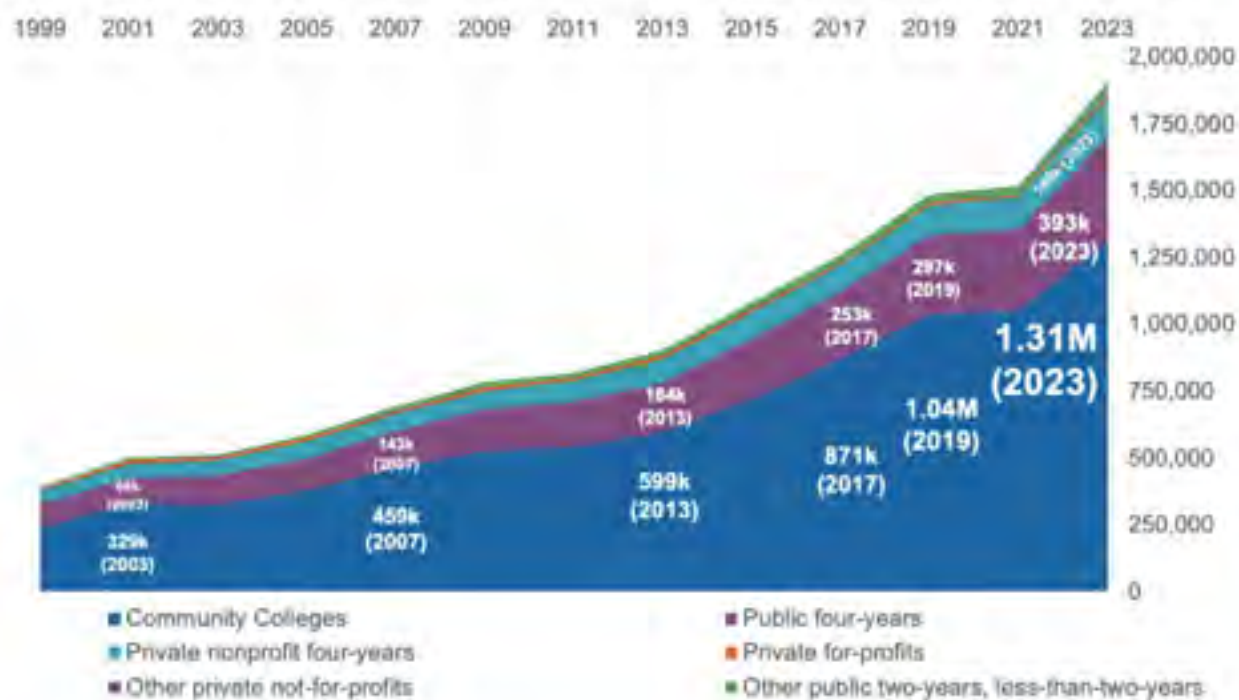
Occupation	Typical Entry-Level Education	Number of Jobs, 2024	Median Annual Earnings: 2024
General and Operations Managers	Bachelor's	3,481	\$86,146
Registered Nurses	Bachelor's	2,461	\$87,007
Postsecondary Teachers	PhD/Professional	2,085	\$80,974
Heavy and Tractor-Trailer Truck Drivers	PSE/No degree	1,747	\$49,853
Elementary School Teachers, Except Special Education	Bachelor's	1,249	\$54,805
Secondary School Teachers, Except Special and Career/Technical Education	Bachelor's	1,033	\$60,358
Accountants and Auditors	Bachelor's	770	\$72,628
Project Management Specialists	Bachelor's	761	\$74,298
Licensed Practical and Licensed Vocational Nurses	PSE/No degree	747	\$59,695
Business Operations Specialists, All Other	Bachelor's	725	\$76,384
Middle School Teachers, Except Special and Career/Technical Education	Bachelor's	639	\$57,480
Automotive Service Technicians and Mechanics	PSE/No degree	624	\$46,566
Human Resources Specialists	Bachelor's	563	\$59,693
Sales Managers	Bachelor's	487	\$116,052
Medical and Health Services Managers	Bachelor's	468	\$106,524
Software Developers	Bachelor's	464	\$117,822

## 20 Largest occupations that require a post-secondary credential and **do not provide** a living wage

Occupation	Typical Entry-Level Education	Number of Jobs, 2024	Median Annual Earnings: 2024
Nursing Assistants	PSE/No degree	1,349	\$34,540
Medical Assistants	PSE/No degree	648	\$38,330
Dental Assistants	PSE/No degree	254	\$36,723
Preschool Teachers, Except Special Education	Associate	230	\$34,148
Meeting, Convention, and Event Planners	Bachelor's	171	\$39,420
Hairdressers, Hairstylists, and Cosmetologists	PSE/No degree	169	\$28,368
Tutors	Bachelor's	167	\$31,702
Substitute Teachers, Short-Term	Bachelor's	164	\$22,957
Psychiatric Technicians	PSE/No degree	143	\$35,475
Veterinary Technologists and Technicians	Associate	125	\$35,630
Phlebotomists	PSE/No degree	121	\$36,656
Emergency Medical Technicians	PSE/No degree	109	\$29,909
Library Technicians	PSE/No degree	91	\$39,953
Medical Transcriptionists	PSE/No degree	89	\$32,480
Skincare Specialists	PSE/No degree	68	\$25,010
Massage Therapists	PSE/No degree	57	\$37,202
Manicurists and Pedicurists	PSE/No degree	47	\$34,941

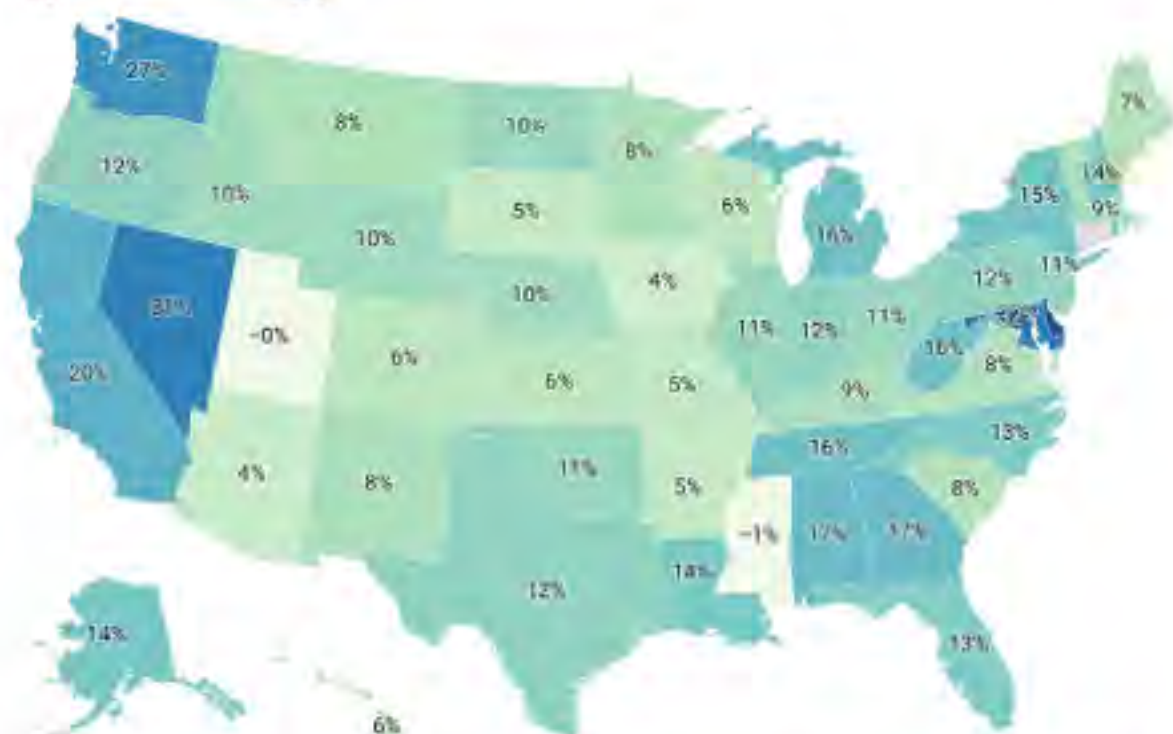
# Dual enrollment has doubled in the past decade and grew 13% in the past year from 2.5 to 2.8 million

## Growth of Dual Enrollment, Fall Enrollments 1999-2023



## One-Year Growth of Dual Enrollment, 2022-23 to 2023-24

Change from AY2022 to AY2023



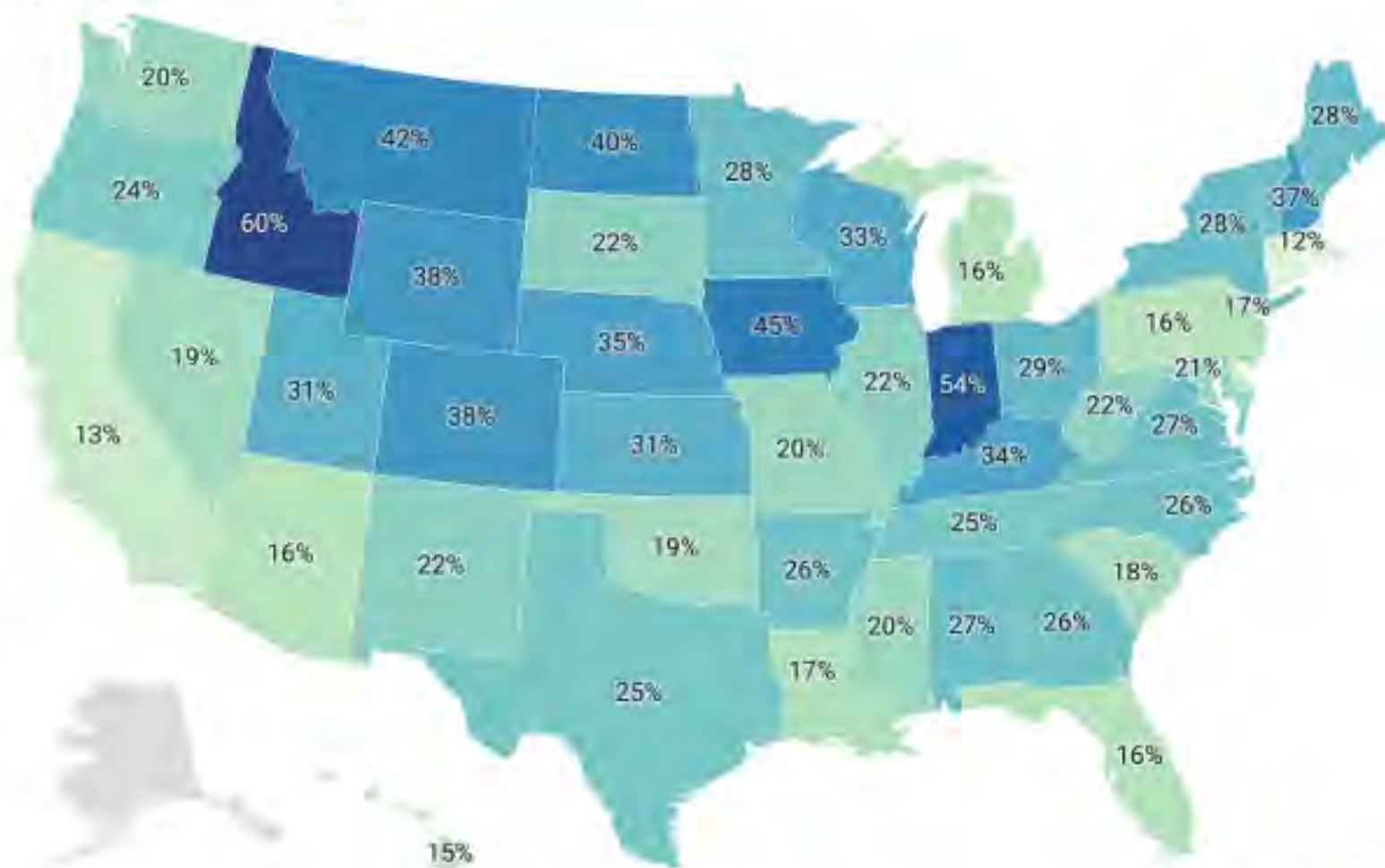
Connecticut excluded from this analysis due to known issues with underreporting in AY2022 that appear to be corrected in AY2023

# High school dual enrollment students make up 22% of community college enrollments

- In 11 states, more than a third of community college students were in high school
- At the average community college, dual enrollment students comprised 26% of overall enrollment in 2023-24.
- At 266 community colleges, dual enrollment students comprised a third or more of total enrollments

## Percentage of Community College Students in High School in 2023-24

Dual enrollment as a percent of community college headcount





# Rural Guided Pathways Team

---

Introductions, Team Report, Discussion

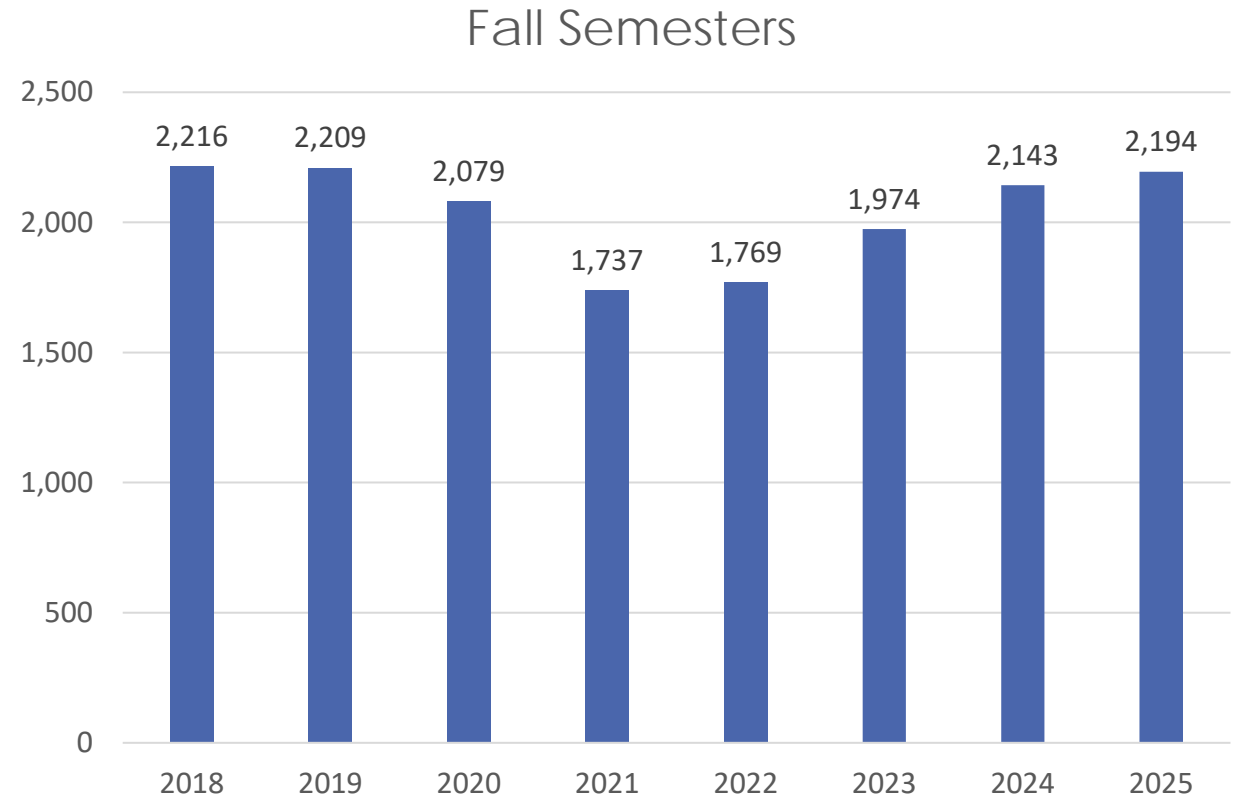
# Dual Credit Data Review and Discussion



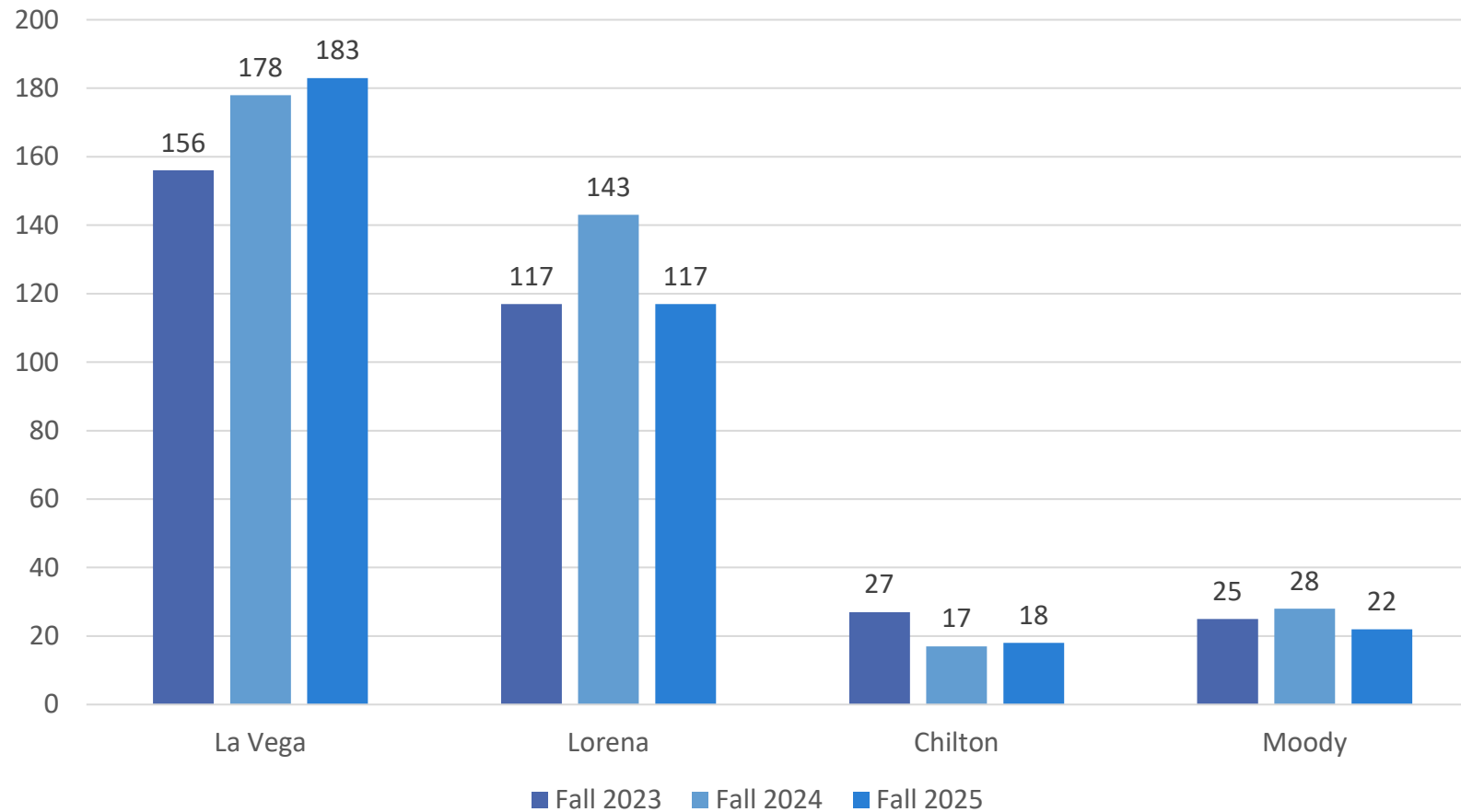
**M<sup>C</sup>LENNAN**  
COMMUNITY COLLEGE

# Dual Credit Enrollment

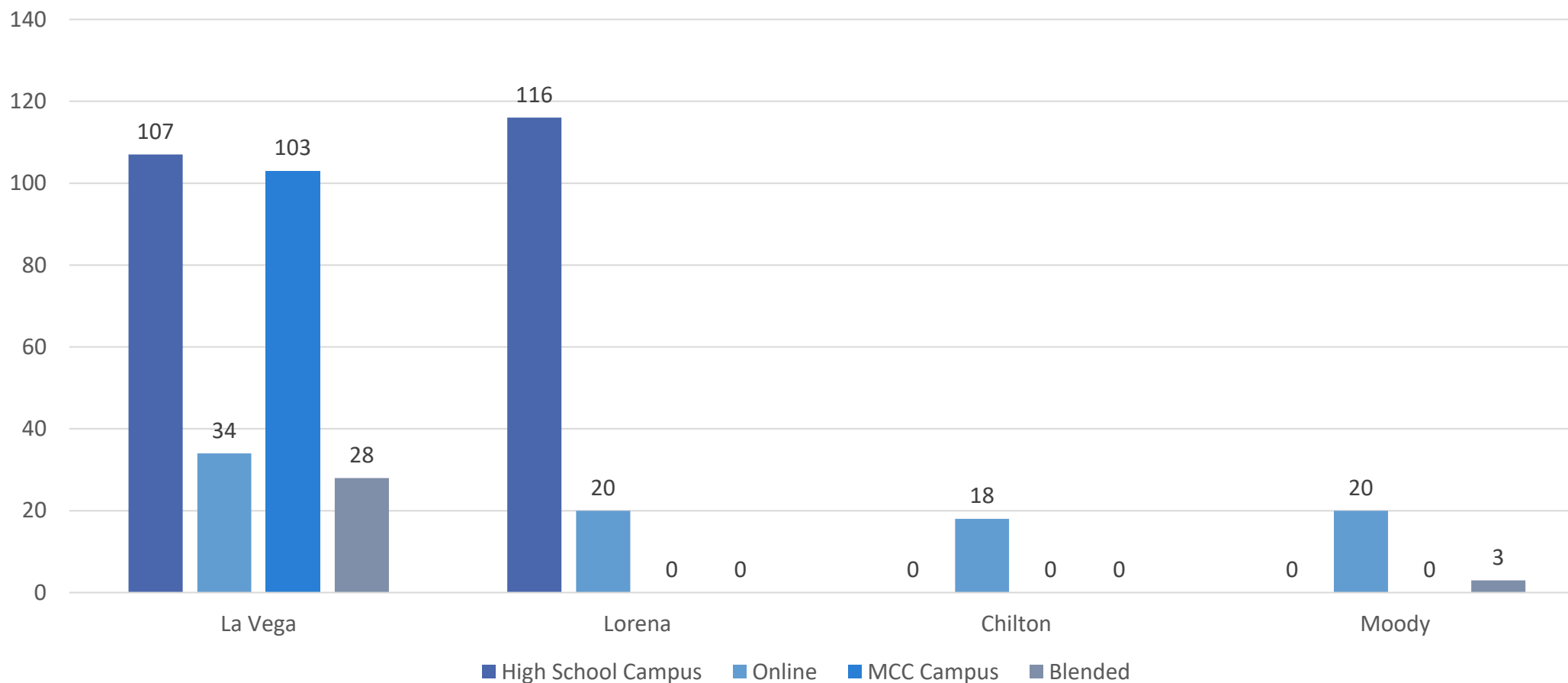
- Peaked in Fall 2018 and Fall 2019.
- Saw a reduction as a result of COVID.
- Fall 2024 began offering Continuing Education courses



# District Data – Enrollment Trends




# Fall 2025 Enrollment by Section Mode



# Scholarships = Affordability



**McLennan Scholar**  
Top 10%, 100% tuition



**McLennan Rising Star**  
Top 11-20%, 50% tuition




**Presidential Scholars**  
Tuition, books, leadership,  
mentorship, travel



**First Generation Scholars**  
Scholarship funds,  
mentorship



**Honors College**  
Tuition, books, research



**University Partner Awards**  
Many awards applicable in  
Waco

# Dual Credit Opportunities at MCC

Together, we can:

- 1) Ensure that students have a pathway to complete 15 hours
- 2) Create CE Pathways from dual credit to employment



# Discussion and Questions

---