

McLennan COMMUNITY COLLEGE



Monthly Financial Report - NOVEMBER

Consideration of and Approval of Financial Reports

January 24, 2023


Stephen Benson

VP, Finance and Administration




Balance Sheet

	Nov 2021	Oct 2022	Nov 2022	Difference Oct '22/Nov '22
ASSETS				
Cash and Investments	17,117,700	22,932,736	22,666,402	(266,334)
Accounts Receivable	8,956,727	2,856,869	5,190,079	2,333,210
Inventory	5,132	24,230	20,322	(3,908)
Prepays	2,315	2,457	2,457	-
Deferred outflows related to GASB 68	6,257,130	4,565,609	4,565,609	-
Deferred outflows related to GASB 75	12,293,477	9,239,820	9,239,820	-
TOTAL ASSETS	44,632,481	39,621,721	41,684,689	2,062,968



Balance Sheet

	Nov 2021	Oct 2022	Nov 2022	Difference Oct '22/Nov '22
LIABILITIES AND FUND BALANCES				
Accounts Payable	2,080,739	2,779,402	2,250,497	(528,905)
Net Pension Liability GASB 68	16,261,639	7,293,846	7,293,846	-
Net OPEB Liability GASB 75	47,067,445	50,443,572	50,443,572	-
Misc. Payables	1,085,454	1,123,485	1,123,132	(353)
Deferred Revenues	1,000	1,000	1,000	-
Deferred inflows related to GASB 68	2,495,531	8,629,051	8,629,051	-
Deferred inflows related to GASB 75	11,981,926	6,855,609	6,855,609	-
TOTAL LIABILITIES	81,483,989	76,596,707	76,812,598	215,891
Fund Balances	17,836,130	21,463,981	21,463,981	-
Adjustment for GASB 68	(12,500,040)	(11,357,288)	(11,357,288)	-
Adjustment for GASB 75	(46,755,894)	(48,059,361)	(48,059,361)	-
Operating Changes	4,568,296	977,682	2,824,759	1,847,077
TOTAL FUND BALANCE	(36,851,508)	(36,974,986)	(35,127,909)	1,847,077
TOTAL LIABILITIES & FUND BALANCE	\$ 44,632,481	\$ 39,621,721	\$ 41,684,689	\$ 2,062,968



Income & Expenses

	2021/2022 Revised Budget	2022/2023 Revised Budget	Cum. Inc./Exp. Thru Nov 2021	% Received or Disbursed	Cum. Inc./Exp. Thru Nov 2022	% Received or Disbursed	Difference Nov '21/Nov '22	Difference Nov '22/Budget
Income								
State Appropriations (Regular)	11,913,319	11,913,319	3,990,965	33.50%	3,990,963	33.50%	(2)	(7,922,356)
State Appropriations (Hazelwood)	0	0	0	0.00%	0	0.00%	\$0	0
Tuition	15,530,000	15,475,500	11,482,486	73.94%	11,348,087	73.33%	(134,399)	(4,127,413)
Summer Tuition	3,403,000	3,403,000	0	0.00%	0	0.00%	0	(3,403,000)
Tuition Non/Credit Community Programs	28,000	28,000	2,319	8.28%	4,674	16.69%	2,355	(23,326)
Tuition - Non Credit VOC	155,000	155,000	35,645	23.00%	43,055	27.78%	7,410	(111,945)
Tuition--Teacher Certification	19,800	19,800	4,219	21.31%	6,050	30.56%	1,831	(13,750)
Tuition--Corporate Prof. Training	112,750	112,750	38,548	34.19%	15,329	13.60%	(23,219)	(97,421)
Pledged Tuition	(1,180,000)	(1,526,500)	(430,356)	36.47%	(672,885)	44.08%	(242,529)	853,615
Pledged Tuition: Sch	(847,300)	(847,300)	(421,822)	49.78%	(392,390)	46.31%	29,432	454,910
Credit Fees	2,660,039	2,696,439	1,548,976	58.23%	1,700,842	63.08%	151,866	(995,597)
Continuing Ed. Fees	758,600	758,600	267,009	35.20%	267,995	35.33%	986	(490,605)
Taxes	26,239,905	28,141,525	3,002,627	11.44%	2,684,762	9.54%	(317,865)	(25,456,763)
Transfer to CIF	(750,000)	(750,000)	0	0.00%	0	0.00%	0	750,000
Interest Income	81,000	130,000	34,500	42.59%	174,998	134.61%	140,498	44,998
Grants, Donations, Etc	177,061	177,061	210,690	118.99%	94,511	53.38%	(116,179)	(82,550)
Other Income	1,108,847	1,108,847	360,661	32.53%	115,258	10.39%	(245,403)	(993,589)
Miscellaneous Income	245,900	245,900	198,030	80.53%	49,087	19.96%	(148,943)	(196,813)
Auxiliary								
Bookstore	200,000	200,000	72,433	36.22%	47,246	23.62%	(25,187)	(152,754)
Food Services	515,000	350,000	44,274	8.60%	92,982	26.57%	48,708	(257,018)
Auxiliary--Other income	24,600	24,600	10,561	42.93%	11,531	46.87%	970	(13,069)
Total Income	60,395,521	61,816,541	20,451,765	33.86%	19,582,095	31.68%	(869,670)	(42,234,446)

Income & Expenses

	2021/2022 Revised Budget	2022/2023 Revised Budget	Cum. Inc./Exp. Thru Nov 2021	% Received or Disbursed	Cum. Inc./Exp. Thru Nov 2022	% Received or Disbursed	Difference Nov '21/Nov '22	Difference Nov '22/Budget
Expenditures								
Salaries & Benefits	43,856,908	46,088,856	10,366,169	23.64%	10,391,936	22.55%	25,767	(35,696,920)
Operating Serv. & Supp.	3,372,159	3,345,665	779,311	23.11%	976,246	29.18%	196,935	(2,369,419)
Travel, Dues, Insurance	3,037,604	3,266,308	899,778	29.62%	1,391,296	42.60%	491,518	(1,875,012)
Technology	2,333,259	2,113,425	1,214,036	52.03%	1,209,130	57.21%	(4,906)	(904,295)
Reserve	1,434,660	578,000	31,278	2.18%	41,059	7.10%	9,781	(536,941)
Other Expenditures	1,982,237	2,005,130	358,574	18.09%	567,065	28.28%	208,491	(1,438,065)
Capital Expenditures	353,500	363,500	113,523	32.11%	63,939	17.59%	(49,584)	(299,561)
Scholarships & Exemptions	4,011,194	4,043,081	2,120,055	52.85%	2,112,309	52.25%	(7,746)	(1,930,772)
Purchases for Resale	14,000	12,576	745	5.32%	4,356	34.64%	3,611	(8,220)
Total Expenditures	60,395,521	61,816,541	15,883,469	26.30%	16,757,336	27.11%	873,867	(45,059,205)
Net Operating Changes			\$4,568,296		\$2,824,759		(\$1,743,537)	2,824,759



Bank Balances & Investments

	Nov-22				Nov-22				
	Unrestr. Funds	Other Funds	Tax Bonds Debt Service	Total	Unrestr. Funds	Other Funds	Tax Bonds Debt Service	CIF Reserve	Total
Bank Accounts									
General Operating	(\$3,478,774)	\$3,236,477		(\$242,297)	(\$3,374,310)	\$1,972,316		\$1,180,204	(\$221,790)
Auxiliary Fund	17,574			17,574	14,670				14,670
Payroll Fund	161,210	(132,989)		28,221	2,846,747	(2,582,104)			264,643
Federal Fund	69	868,916		868,985	1,541	(16,419)			(14,878)
Receivables	150,468	14,358		164,826	202,238	4,820			207,058
Worker's Comp	15,004			15,004	18,110				18,110
Total Bank Accounts	(3,134,449)	3,986,762		852,313	(291,004)	(621,387)		1,180,204	267,813
Misc. Petty Cash Accounts	5,098			5,098	6,055				6,055
Investments									
TFNB ICS	10,990,962		529,532	11,520,494	13,735,542		413,980		14,149,522
TFNB MMA	8,560,850			8,560,850	8,695,351				8,695,351
TexPool	686,095		373,680	1,059,775	511,300		362,668		873,968
Lone Star Investment	297			297	200				200
Texas Range	8,847			8,847	8,958				8,958
Total Investments	20,247,051		903,212	21,150,263	22,951,351		776,648		23,727,999
Total Cash & Investments	\$17,117,700	\$3,986,762	\$903,212	\$22,007,674	\$22,666,402	(\$621,387)	\$776,648	\$1,180,204	\$24,001,867

Top Expenses (GENERAL/MISC OPERATIONS)

Payee	Purpose	Amount	Date
FieldTurf USA, Inc.	Ball Fields-Renovation	\$ 780,001.18	11/2/2022
Citibank	Procurement Card- Departmental Charges	141,531.31	11/16/2022
KHT Electronics	ISS-Structured Wiring	99,484.96	11/22/2022
Carahsoft Technology Corp.	ISS-Etrieve Software	82,978.74	11/28/2022
Shell Energy Solutions	Campus-Utilities	78,857.53	11/28/2022
McLennan County Appraisal Dist	Financial Services-Quarterly Allocation	70,930.45	11/16/2022
Transact Campus Inc	Accounts Receivables-Payment Processing Software Renewal	53,402.33	11/18/2022
EBSCO Information Services	Library-Database Software	46,404.00	11/16/2022
edmentum Inc	Academic Support & Tutoring-Software Renewal	32,568.65	11/2/2022
Shamrock Property Management	Athletics-Student Housing Rent	30,030.00	11/2/2022
Governmentjobs.Com, Inc	Human Resources-New Hire Software	28,809.24	11/3/2022
Rabroker AC and Plumbing	HVAC-Renovations	27,144.00	11/8/2022
Follett Higher Education Group	Bookstore-Financial Aid	27,017.94	11/28/2022
City of Waco - Water Dept.	Campus-Utilities	27,017.28	11/3/2022
Cordance Operations LLC	Institutional Effectiveness-Strategic Management Software	24,500.00	11/16/2022
Jaynes, Reitmeier, Boyd & Therrell P.C.	Audit-Annual Services	23,000.00	11/9/2022
MCC Foundation	Foundation-Follet Check	20,000.00	11/30/2022
Pocket Nurse	Nursing-Supplies	18,630.00	11/30/2022
Texas General Land Office	Campus-Utilities	18,452.07	11/28/2022
MCC Foundation	Foundation-Donations	16,625.00	11/9/2022
U.S. Foods Inc	Food Services-Supplies	11,782.69	11/30/2022
Sheehy, Lovelace & Mayfield,	Legal-Fees	11,302.50	11/16/2022
Dispute Resolution Center	Title IX-Meditation Training	9,900.00	11/28/2022
Gluu, Inc	ISS-Identity and Management Software	9,000.00	11/22/2022
Trimdata Corp	Accounts Receivables-FA-Link Annual Fee	8,930.00	11/28/2022
Siemens Industry, Inc.	Central Utilities-Supplies	8,818.00	11/16/2022
U.S. Foods Inc	Food Services-Supplies	8,374.66	11/2/2022




Top Expenses (PHYSICAL PLANT/Property)

Payee	Purpose	Amount	Date
FieldTurf USA, Inc.	Ball Fields-Renovation	\$ 780,001.18	11/2/2022
Citibank	Procurement Card- Departmental Charges	141,531.31	11/16/2022
KHT Electronics	ISS-Structured Wiring	99,484.96	11/22/2022
Carahsoft Technology Corp.	ISS-Etrieve Software	82,978.74	11/28/2022
Shell Energy Solutions	Campus-Utilities	78,857.53	11/28/2022
McLennan County Appraisal Dist	Financial Services-Quarterly Allocation	70,930.45	11/16/2022
Transact Campus Inc	Accounts Receivables-Payment Processing Software Renewal	53,402.33	11/18/2022
EBSCO Information Services	Library-Database Software	46,404.00	11/16/2022
edmentum Inc	Academic Support & Tutoring-Software Renewal	32,568.65	11/2/2022
Shamrock Property Management	Athletics-Student Housing Rent	30,030.00	11/2/2022
Governmentjobs.Com, Inc	Human Resources-New Hire Software	28,809.24	11/3/2022
Rabroker AC and Plumbing	HVAC-Renovations	27,144.00	11/8/2022
Follett Higher Education Group	Bookstore-Financial Aid	27,017.94	11/28/2022
City of Waco - Water Dept.	Campus-Utilities	27,017.28	11/3/2022
Cordance Operations LLC	Institutional Effectiveness-Strategic Management Software	24,500.00	11/16/2022
Jaynes, Reitmeier, Boyd & Therrell P.C.	Audit-Annual Services	23,000.00	11/9/2022
MCC Foundation	Foundation-Follet Check	20,000.00	11/30/2022
Pocket Nurse	Nursing-Supplies	18,630.00	11/30/2022
Texas General Land Office	Campus-Utilities	18,452.07	11/28/2022
MCC Foundation	Foundation-Donations	16,625.00	11/9/2022
U.S. Foods Inc	Food Services-Supplies	11,782.69	11/30/2022
Sheehy, Lovelace & Mayfield,	Legal-Fees	11,302.50	11/16/2022
Dispute Resolution Center	Title IX-Meditation Training	9,900.00	11/28/2022
Gluu, Inc	ISS-Identity and Management Software	9,000.00	11/22/2022
Trimdata Corp	Accounts Receivables-FA-Link Annual Fee	8,930.00	11/28/2022
Siemens Industry, Inc.	Central Utilities-Supplies	8,818.00	11/16/2022
U.S. Foods Inc	Food Services-Supplies	8,374.66	11/2/2022



Top Expenses (TECHNOLOGY)

Payee	Purpose	Amount	Date
FieldTurf USA, Inc.	Ball Fields-Renovation	\$ 780,001.18	11/2/2022
Citibank	Procurement Card- Departmental Charges	141,531.31	11/16/2022
KHT Electronics	ISS-Structured Wiring	99,484.96	11/22/2022
Carahsoft Technology Corp.	ISS-Etrieve Software	82,978.74	11/28/2022
Shell Energy Solutions	Campus-Utilities	78,857.53	11/28/2022
McLennan County Appraisal Dist	Financial Services-Quarterly Allocation	70,930.45	11/16/2022
Transact Campus Inc	Accounts Receivables-Payment Processing Software Renewal	53,402.33	11/18/2022
EBSCO Information Services	Library-Database Software	46,404.00	11/16/2022
edmentum Inc	Academic Support & Tutoring-Software Renewal	32,568.65	11/2/2022
Shamrock Property Management	Athletics-Student Housing Rent	30,030.00	11/2/2022
Governmentjobs.Com, Inc	Human Resources-New Hire Software	28,809.24	11/3/2022
Rabroker AC and Plumbing	HVAC-Renovations	27,144.00	11/8/2022
Follett Higher Education Group	Bookstore-Financial Aid	27,017.94	11/28/2022
City of Waco - Water Dept.	Campus-Utilities	27,017.28	11/3/2022
Cordance Operations LLC	Institutional Effectiveness-Strategic Management Software	24,500.00	11/16/2022
Jaynes, Reitmeier, Boyd & Therrell P.C.	Audit-Annual Services	23,000.00	11/9/2022
MCC Foundation	Foundation-Follet Check	20,000.00	11/30/2022
Pocket Nurse	Nursing-Supplies	18,630.00	11/30/2022
Texas General Land Office	Campus-Utilities	18,452.07	11/28/2022
MCC Foundation	Foundation-Donations	16,625.00	11/9/2022
U.S. Foods Inc	Food Services-Supplies	11,782.69	11/30/2022
Sheehy, Lovelace & Mayfield,	Legal-Fees	11,302.50	11/16/2022
Dispute Resolution Center	Title IX-Meditation Training	9,900.00	11/28/2022
Gluu, Inc	ISS-Identity and Management Software	9,000.00	11/22/2022
Trimdata Corp	Accounts Receivables-FA-Link Annual Fee	8,930.00	11/28/2022
Siemens Industry, Inc.	Central Utilities-Supplies	8,818.00	11/16/2022
U.S. Foods Inc	Food Services-Supplies	8,374.66	11/2/2022



McLennan

COMMUNITY

COLLEGE

Questions?

DENNIS F. MICHAELIS ACADEMIC CENTER

A photograph of a college campus. In the foreground, there are several large, mature trees with green leaves. A paved walkway leads towards a building entrance. The building has a sign that reads "DENNIS F. MICHAELIS ACADEMIC CENTER". There are colorful flower beds in the foreground and a large tree trunk on the left side of the frame. The background shows more trees and a clear sky.

McLennan COMMUNITY COLLEGE



Monthly Financial Report - DECEMBER

Consideration of and Approval of Financial Reports

January 24, 2023

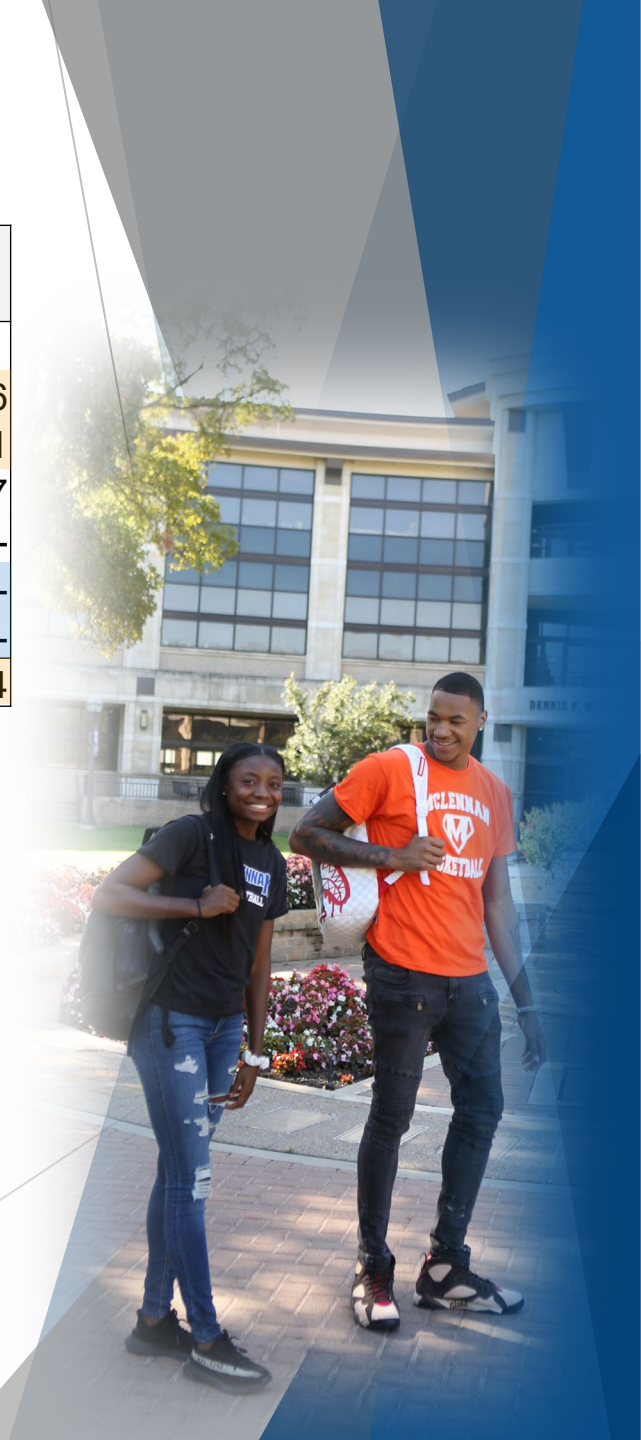
Stephen Benson

VP, Finance and Administration



Balance Sheet

	Dec 2021	Nov 2022	Dec 2022	Difference Nov '22/Dec '22
ASSETS				
Cash and Investments	23,323,666	22,666,402	32,515,538	9,849,136
Accounts Receivable	9,319,394	5,190,079	6,103,720	913,641
Inventory	8,474	20,322	26,009	5,687
Prepays	2,315	2,457	2,457	-
Deferred outflows related to GASB 68	6,257,130	4,565,609	4,565,609	-
Deferred outflows related to GASB 75	12,293,477	9,239,820	9,239,820	-
TOTAL ASSETS	51,204,456	41,684,689	52,453,153	10,768,464



Balance Sheet

	Dec 2021	Nov 2022	Dec 2022	Difference Nov '22/Dec '22
LIABILITIES AND FUND BALANCES				
Accounts Payable	2,143,342	2,466,363	2,308,266	(158,097)
Net Pension Liability GASB 68	16,261,639	7,293,846	7,293,846	-
Net OPEB Liability GASB 75	47,067,445	50,443,572	50,443,572	-
Misc. Payables	1,083,092	1,123,157	1,124,019	862
Deferred Revenues	1,000	1,000	1,000	-
Deferred inflows related to GASB 68	2,495,531	8,629,051	8,629,051	-
Deferred inflows related to GASB 75	11,981,926	6,855,609	6,855,609	-
TOTAL LIABILITIES	81,033,975	76,812,598	76,655,363	(157,235)
Fund Balances	17,836,130	21,463,981	21,463,981	-
Adjustment for GASB 68	(12,500,040)	(11,357,288)	(11,357,288)	-
Adjustment for GASB 75	(46,755,894)	(48,059,361)	(48,059,361)	-
Operating Changes	11,584,785	2,824,759	13,750,458	10,925,699
TOTAL FUND BALANCE	(29,835,019)	(35,127,909)	(24,202,210)	10,925,699
TOTAL LIABILITIES & FUND BALANCE	51,198,956	41,684,689	52,453,153	10,768,464



Income & Expenses

	2021/2022 Revised Budget	2022/2023 Revised Budget	Cum. Inc./Exp. Thru Dec 2021	% Received or Disbursed	Cum. Inc./Exp. Thru Dec 2022	% Received or Disbursed	Difference Dec '21/Dec '22	Difference Dec '22/Budget
Income								
State Appropriations (Regular)	11,913,319	11,913,319	5,122,730	43.00%	5,122,728	43.00%	(2)	(6,790,591)
State Appropriations (Hazelwood)	0	0	0	0.00%	0	0.00%	\$0	0
Tuition	15,530,000	15,475,500	13,236,515	85.23%	12,816,760	82.82%	(419,755)	(2,658,740)
Summer Tuition	3,403,000	3,403,000	0	0.00%	0	0.00%	0	(3,403,000)
Tuition Non/Credit Community Programs	28,000	28,000	2,950	10.54%	5,808	20.74%	2,858	(22,192)
Tuition - Non Credit VOC	155,000	155,000	46,501	30.00%	48,393	31.22%	1,892	(106,607)
Tuition--Teacher Certification	19,800	19,800	5,235	26.44%	7,194	36.33%	1,959	(12,606)
Tuition--Corporate Prof. Training	112,750	112,750	41,503	36.81%	17,052	15.12%	(24,451)	(95,698)
Pledged Tuition	(1,180,000)	(1,526,500)	(431,083)	36.53%	(754,454)	49.42%	(323,371)	772,046
Pledged Tuition: Sch	(847,300)	(847,300)	(421,822)	49.78%	(402,049)	47.45%	19,773	445,251
Credit Fees	2,660,039	2,696,439	1,848,976	69.51%	2,046,378	75.89%	197,402	(650,061)
Continuing Ed. Fees	758,600	758,600	360,358	47.50%	317,527	41.86%	(42,831)	(441,073)
Taxes	26,239,905	28,141,525	11,048,451	42.11%	12,650,535	44.95%	1,602,084	(15,490,990)
Transfer to CIF	(750,000)	(750,000)	0	0.00%	0	0.00%	0	750,000
Interest Income	81,000	130,000	45,192	55.79%	256,210	197.08%	211,018	126,210
Grants, Donations, Etc	177,061	177,061	248,251	140.21%	2,260,723	1276.80%	2,012,472	2,083,662
Other Income	1,108,847	1,108,847	388,174	35.01%	139,973	12.62%	(248,201)	(968,874)
Miscellaneous Income	245,900	245,900	432,074	175.71%	51,545	20.96%	(380,529)	(194,355)
Auxiliary								
Bookstore	200,000	200,000	77,003	38.50%	47,293	23.65%	(29,710)	(152,707)
Food Services	515,000	350,000	50,062	9.72%	101,171	28.91%	51,109	(248,829)
Auxiliary--Other income	24,600	24,600	10,789	43.86%	11,573	47.04%	784	(13,027)
Total Income	60,395,521	61,816,541	32,111,859	53.17%	34,744,360	56.21%	2,632,501	(27,072,181)

Income & Expenses

	2021/2022 Revised Budget	2022/2023 Revised Budget	Cum. Inc./Exp. Thru Dec 2021	% Received or Disbursed	Cum. Inc./Exp. Thru Dec 2022	% Received or Disbursed	Difference Dec '21/Dec '22	Difference Dec '22/Budget
Expenditures								
Salaries & Benefits	43,856,908	46,088,856	14,177,499	32.33%	14,006,127	30.39%	(171,372)	(32,082,729)
Operating Serv. & Supp.	3,372,159	3,345,665	1,020,270	30.26%	1,130,427	33.79%	110,157	(2,215,238)
Travel, Dues, Insurance	3,037,604	3,266,308	1,159,041	38.16%	1,621,140	49.63%	462,099	(1,645,168)
Technology	2,333,259	2,113,425	1,396,129	59.84%	1,232,038	58.30%	(164,091)	(881,387)
Reserve	1,434,660	578,000	40,047	2.79%	41,170	7.12%	1,123	(536,830)
Other Expenditures	1,982,237	2,005,130	393,807	19.87%	660,760	32.95%	266,953	(1,344,370)
Capital Expenditures	353,500	363,500	114,485	32.39%	65,648	18.06%	(48,837)	(297,852)
Scholarships & Exemptions	4,011,194	4,043,081	2,225,030	55.47%	2,232,185	55.21%	7,155	(1,810,896)
Purchases for Resale	14,000	12,576	766	5.47%	4,407	35.04%	3,641	(8,169)
Total Expenditures	60,395,521	61,816,541	20,527,074	33.99%	20,993,902	33.96%	466,828	(40,822,639)
Net Operating Changes			\$11,584,785		\$13,750,458		\$2,165,673	13,750,458



Bank Balances & Investments

	Dec-21				Dec-22				
	Unrestr. Funds	Other Funds	Tax Bonds Debt Service	Total	Unrestr. Funds	Other Funds	Tax Bonds Debt Service	CIF Reserve	Total
Bank Accounts									
General Operating	(\$432,143)	\$463,276		\$31,133	(\$2,160,023)	\$1,325,597		\$1,169,089	\$334,663
Auxiliary Fund	17,410			17,410	16,366				16,366
Payroll Fund	307,239	(297,240)		9,999	2,857,290	(2,846,976)			10,314
Federal Fund	76	868,916		868,992	2,057	42,900			44,957
Receivables	504,069	14,358		518,427	302,130	5,923			308,053
Worker's Comp	15,004			15,004	13,543				13,543
Total Bank Accounts	411,655	1,049,310		1,460,965	1,031,363	(1,472,556)		1,169,089	727,896
Misc. Petty Cash Accounts	5,098			5,098	6,205				6,205
Investments									
TFNB ICS	6,994,695		529,815	7,524,510	12,977,486		415,322		13,392,808
TFNB MMA	8,567,757			8,567,757	8,723,653				8,723,653
TexPool	7,335,317		1,986,406	9,321,723	9,767,641		2,380,674		12,148,315
Lone Star Investment	297			297	201				201
Texas Range	8,847			8,847	8,989				8,989
Total Investments	22,906,913		2,516,221	25,423,134	31,477,970		2,795,996		34,273,966
Total Cash & Investments	\$23,323,666	\$1,049,310	\$2,516,221	\$26,889,197	\$32,515,538	(\$1,472,556)	\$2,795,996	\$1,169,089	\$35,008,067

Top Expenses (GENERAL/MISC OPERATIONS)

Payee	Purpose	Amount	Date
Follett Higher Education Group	Fall IA	\$ 492,140.66	12/16/2022
Citibank	Procurement Card-Departmental Charges	120,894.63	12/8/2022
Shamrock Property Management	Athletics-Student Housing	30,030.00	12/7/2022
City of Waco - Water Dept.	Campus-Utilities	23,743.73	12/6/2022
Blanek's Custom Catering	Food Services-MCC Open House	16,758.00	12/9/2022
NewsBank	Library-Periodicals	11,489.00	12/7/2022
FieldTurf USA, Inc.	Ballfields-Renovation	11,114.81	12/9/2022
Ed Brown Distributors	Custodial-Commercial Washing Machine	10,178.00	12/8/2022
A-1 Tree Service LLC	Grounds-Tree Trimmin	9,300.00	12/9/2022
UWorld	Nursing-Licenses Student Exam Preparation	8,964.00	12/7/2022
Office Depot	RSVP-Supplies	8,453.06	12/9/2022
MCC Foundation	Foundation-Donations	8,149.02	12/9/2022
Red River Technology LLC	IREPO-Switch Install Services	7,855.00	12/7/2022
Apple Computer, Inc	ISS	7,654.00	12/9/2022
The Lamar Companies	Marcom-Advertising	7,600.00	12/7/2022
Tower Tech Services, Inc	Central Utilities-Supplies	7,527.00	12/7/2022
Esquire of Texas	Central Utilities-Supplies	7,463.25	12/6/2022
Lochrige-Priest, Inc.	Central Utilities-Supplies	6,764.00	12/7/2022
H&R Carpet and Sales, Inc	Central Utilities-Flooring in Rent House	6,717.00	12/7/2022
Technology for Education	ISS-Technical Maintenance Supplies	6,622.50	12/8/2022
U.S. Foods Inc	Food Services-Supplies	6,605.80	12/9/2022
AB Student Services	Commencement-Diploma Inserts	5,518.96	12/6/2022
Billy W. Brock	Women's Basketball-Student Meals	5,200.00	12/9/2022
Blanek's Custom Catering	Food Services-Caterings	5,081.45	12/7/2022
Elsevier Inc	Testing-Assessment Exams	4,902.00	12/7/2022
CEO Professional Plumbing Serv	Ranch-Supplies	4,881.25	12/7/2022
CAPTE	Physical Therapy-Accreditation Fee	4,750.00	12/6/2022



Top Expenses (PHYSICAL PLANT/Property)

Payee	Purpose	Amount	Date
Follett Higher Education Group	Fall IA	\$ 492,140.66	12/16/2022
Citibank	Procurement Card-Departmental Charges	120,894.63	12/8/2022
Shamrock Property Management	Athletics-Student Housing	30,030.00	12/7/2022
City of Waco - Water Dept.	Campus-Utilities	23,743.73	12/6/2022
Blanek's Custom Catering	Food Services-MCC Open House	16,758.00	12/9/2022
NewsBank	Library-Periodicals	11,489.00	12/7/2022
FieldTurf USA, Inc.	Ballfields-Renovation	11,114.81	12/9/2022
Ed Brown Distributors	Custodial-Commercial Washing Machine	10,178.00	12/8/2022
A-1 Tree Service LLC	Grounds-Tree Trimmin	9,300.00	12/9/2022
UWorld	Nursing-Licenses Student Exam Preparation	8,964.00	12/7/2022
Office Depot	RSVP-Supplies	8,453.06	12/9/2022
MCC Foundation	Foundation-Donations	8,149.02	12/9/2022
Red River Technology LLC	IREPO-Switch Install Services	7,855.00	12/7/2022
Apple Computer, Inc	ISS	7,654.00	12/9/2022
The Lamar Companies	Marcom-Advertising	7,600.00	12/7/2022
Tower Tech Services, Inc	Central Utilities-Supplies	7,527.00	12/7/2022
Esquire of Texas	Central Utilities-Supplies	7,463.25	12/6/2022
Lochrige-Priest, Inc.	Central Utilities-Supplies	6,764.00	12/7/2022
H&R Carpet and Sales, Inc	Central Utilities-Flooring in Rent House	6,717.00	12/7/2022
Technology for Education	ISS-Technical Maintenance Supplies	6,622.50	12/8/2022
U.S. Foods Inc	Food Services-Supplies	6,605.80	12/9/2022
AB Student Services	Commencement-Diploma Inserts	5,518.96	12/6/2022
Billy W. Brock	Women's Basketball-Student Meals	5,200.00	12/9/2022
Blanek's Custom Catering	Food Services-Caterings	5,081.45	12/7/2022
Elsevier Inc	Testing-Assessment Exams	4,902.00	12/7/2022
CEO Professional Plumbing Serv	Ranch-Supplies	4,881.25	12/7/2022
CAPTE	Physical Therapy-Accreditation Fee	4,750.00	12/6/2022



Top Expenses (TECHNOLOGY)

Payee	Purpose	Amount	Date
Follett Higher Education Group	Fall IA	\$ 492,140.66	12/16/2022
Citibank	Procurement Card-Departmental Charges	120,894.63	12/8/2022
Shamrock Property Management	Athletics-Student Housing	30,030.00	12/7/2022
City of Waco - Water Dept.	Campus-Utilities	23,743.73	12/6/2022
Blanek's Custom Catering	Food Services-MCC Open House	16,758.00	12/9/2022
NewsBank	Library-Periodicals	11,489.00	12/7/2022
FieldTurf USA, Inc.	Ballfields-Renovation	11,114.81	12/9/2022
Ed Brown Distributors	Custodial-Commercial Washing Machine	10,178.00	12/8/2022
A-1 Tree Service LLC	Grounds-Tree Trimmin	9,300.00	12/9/2022
UWorld	Nursing-Licenses Student Exam Preparation	8,964.00	12/7/2022
Office Depot	RSVP-Supplies	8,453.06	12/9/2022
MCC Foundation	Foundation-Donations	8,149.02	12/9/2022
Red River Technology LLC	IREPO-Switch Install Services	7,855.00	12/7/2022
Apple Computer, Inc	ISS	7,654.00	12/9/2022
The Lamar Companies	Marcom-Advertising	7,600.00	12/7/2022
Tower Tech Services, Inc	Central Utilities-Supplies	7,527.00	12/7/2022
Esquire of Texas	Central Utilities-Supplies	7,463.25	12/6/2022
Lochridge-Priest, Inc.	Central Utilities-Supplies	6,764.00	12/7/2022
H&R Carpet and Sales, Inc	Central Utilities-Flooring in Rent House	6,717.00	12/7/2022
Technology for Education	ISS-Technical Maintenance Supplies	6,622.50	12/8/2022
U.S. Foods Inc	Food Services-Supplies	6,605.80	12/9/2022
AB Student Services	Commencement-Diploma Inserts	5,518.96	12/6/2022
Billy W. Brock	Women's Basketball-Student Meals	5,200.00	12/9/2022
Blanek's Custom Catering	Food Services-Caterings	5,081.45	12/7/2022
Elsevier Inc	Testing-Assessment Exams	4,902.00	12/7/2022
CEO Professional Plumbing Serv	Ranch-Supplies	4,881.25	12/7/2022
CAPTE	Physical Therapy-Accreditation Fee	4,750.00	12/6/2022



McLennan

COMMUNITY

COLLEGE

Questions?

DENNIS F. MICHAELIS ACADEMIC CENTER

A photograph of a college campus. In the foreground, there are several large, mature trees with green leaves. A paved walkway leads towards a building entrance. The building has a sign that reads "DENNIS F. MICHAELIS ACADEMIC CENTER". There are colorful flower beds in the foreground and a large tree trunk on the left side of the frame. The background shows more trees and a clear sky.