



MCLENNAN
COMMUNITY COLLEGE

Preliminary Budget Review

June 2024




Preliminary Budget Information

\$66,998,728 – INCOME

\$71,373,447 – EXPENSES

- \$5,640,504 – DEFICIT



- \$11.9 million – State Appropriations (FY2025 Allocation)
- \$22.5 million – Tuition and Fees (current level)
- \$31.3 million – Taxes (current level)

- \$3.5 million in proposed additions to the budget
 - 3% minimum salary increases (\$1,249,326)
 - Additional projects (\$1,458,489)
 - Additional technology (\$142,278)
 - Additional advertising (\$260,950)

Major Considerations:

- Competitive Salaries
- Technology Needs
- Facility Needs
- Increased Operational Costs
- Tax Rate
- Financial Stability
- Enrollment Growth
- Cameron Hall Operations



Salary Increases

Minimum 3% for all employees:

Employee Group	(3%) Amount	(5%) Amount	(9.27%) Amount
Support Staff	\$202,302	\$337,171	\$625,115
Administrative Staff	\$389,040	\$648,401	\$1,202,135
Part-time and Overload Faculty	\$164,090	\$273,483	\$507,038
Faculty	\$493,893	\$823,156	\$1,526,130
TOTAL	\$1,249,326	\$2,082,210	\$3,860,418

Faculty Council Recommendation is a 9.27% increase

The annual inflation rate for the United States was 3.4% for the 12 months ending April 2024.



Tax Information

Year	Average Home Value	Average Exemption	Average Taxable Value
2018	\$177,368	\$44,179	\$133,189
2019	\$188,138	\$43,677	\$144,461
2020	\$198,020	\$43,717	\$154,303
2021	\$221,084	\$54,079	\$167,005
2022	\$283,635	\$103,883	\$179,752
2023	\$311,225	\$108,850	\$202,375
2024	\$323,867	\$100,357	\$223,510

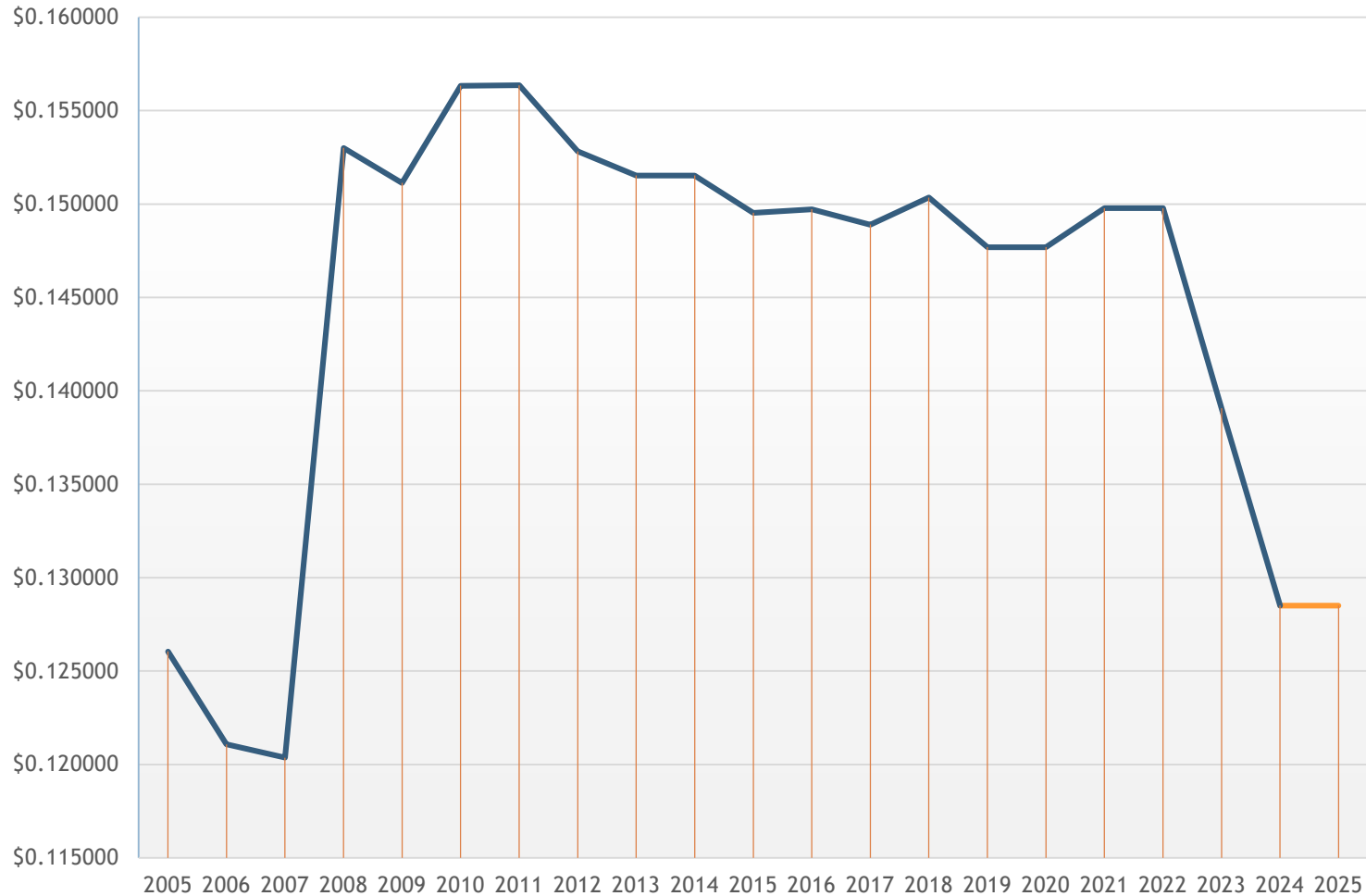
	2023 Value	2024 Preliminary	(10.4% Increase)
Taxable Valuation	\$28,509,195,479	\$30,428,874,695	
Increase		\$1,919,676,216	(6.73% Increase)



TAX ANALYSIS TABLE		Change from NNRR	Additional M&O	M&O Rate	Debt Serv. Rate	Total M&O & Debt Service	Compared to Current Rate
Based on Preliminary Values 4/30/2024 of \$30,428,874,695	No-New-Revenue Rate	0.000%	(\$447,811)	\$0.101440	\$0.018010	\$0.119450	(\$0.009059)
FY2024 approved M&O rate \$0.109841 + I&S rate \$0.018668 = \$0.128509		1.000%	\$864,283	\$0.105752	\$0.018010	\$0.123762	(\$0.004747)
		2.000%	\$1,182,873	\$0.106799	\$0.018010	\$0.124809	(\$0.003700)
		3.000%	\$1,501,463	\$0.107846	\$0.018010	\$0.125856	(\$0.002653)
		4.000%	\$1,820,054	\$0.108893	\$0.018010	\$0.126903	(\$0.001606)
		5.000%	\$2,138,644	\$0.109940	\$0.018010	\$0.127950	(\$0.000559)
	Current Rate	5.534%	\$2,308,741	\$0.110499	\$0.018010	\$0.128509	\$0.000000
		6.000%	\$2,457,234	\$0.110987	\$0.018010	\$0.128997	\$0.000488
	7.000%	\$2,775,824	\$0.112034	\$0.018010	\$0.130044	\$0.001535	
	7.950%	\$3,078,592	\$0.113029	\$0.018010	\$0.131039	\$0.002530	
Budgeted M&O Taxes for 2024 at \$31,314,861 value	Voter-Approved Rate	8.000%	\$3,094,415	\$0.113081	\$0.018010	\$0.131091	\$0.002582

Current Rate - \$0.128509

Total Tax Rate History



Impact of Tax Rate:

- 5.534% Increase above the NNR Rate
- \$2,308,741 in additional revenue
- Keeping the total tax rate the same as last year

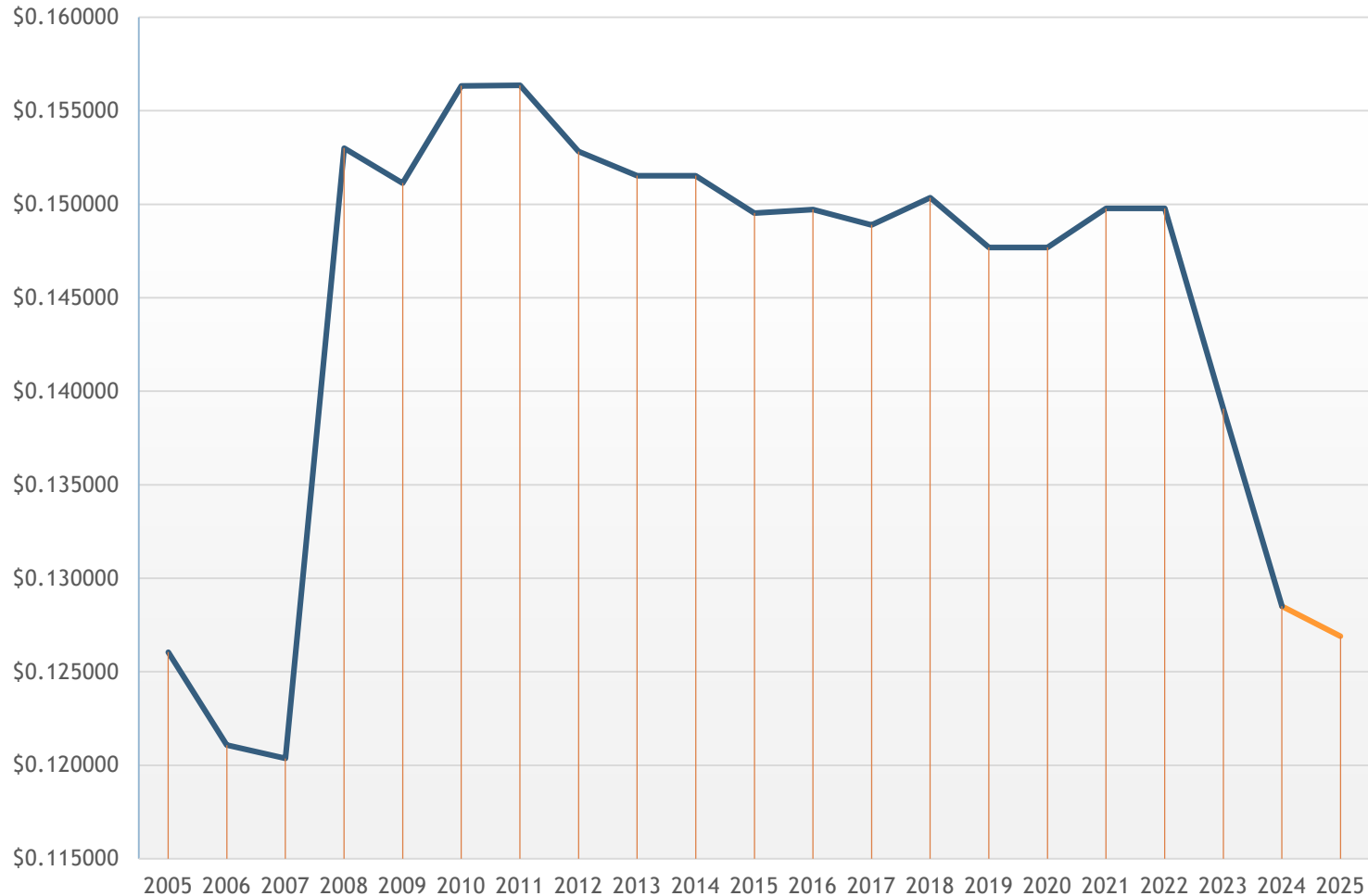
Impact on Home Owners:

- 2023 Average Home Value - \$202,375
 - \$260.07 annually
- 2024 Average Home Value - \$223,510
 - \$287.23 annually
- Increases:
 - \$27.16 annually
 - \$2.26 monthly



4% Increase above the NNR Rate - \$0.126903

Total Tax Rate History



Impact of Tax Rate:

- 4% Increase above the NNR Rate
- \$1,820,054 in additional revenue
- This option reduces the tax rate by \$0.001606.

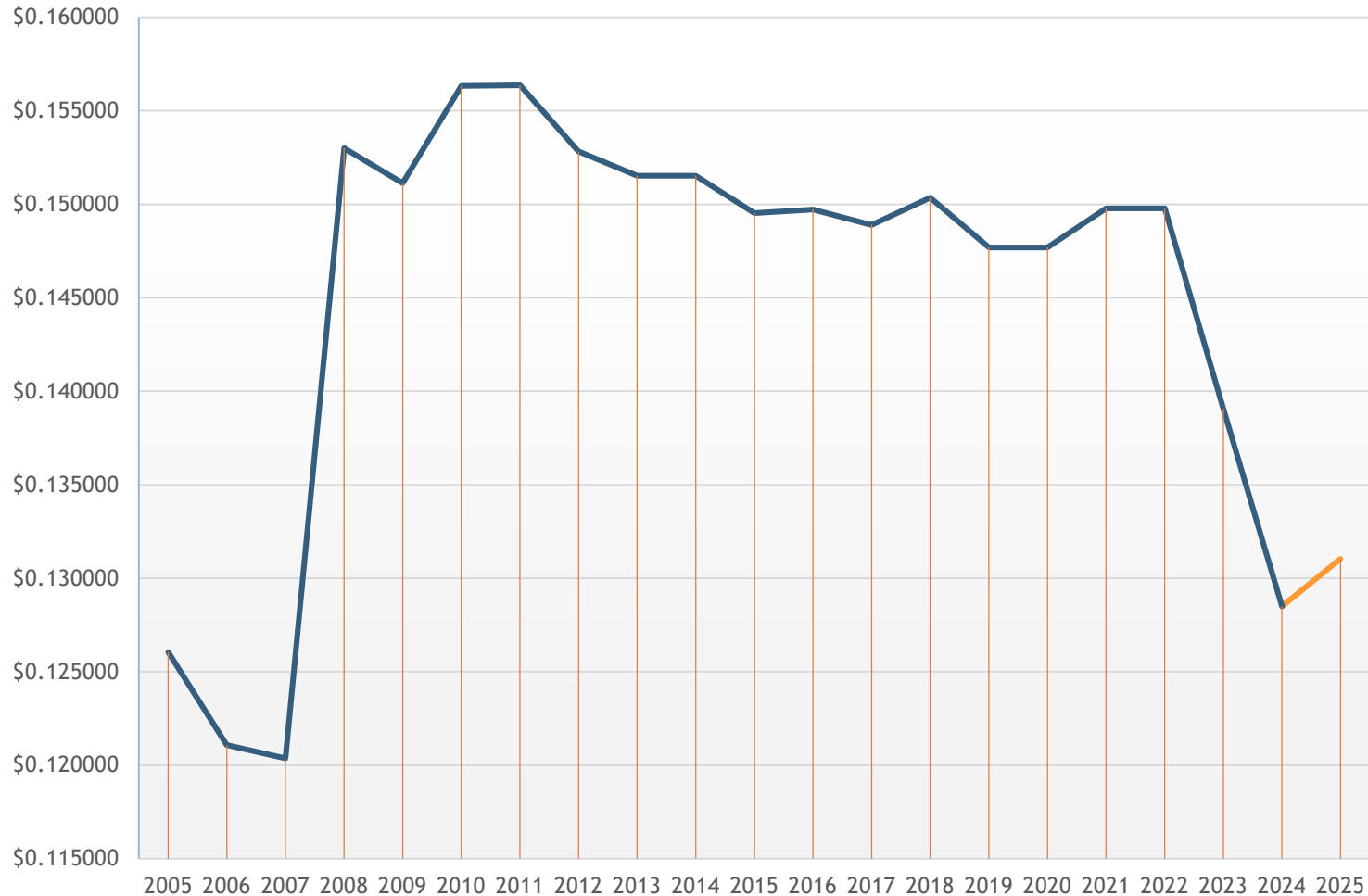
Impact on Home Owners:

- 2023 Average Home Value - \$202,375
 - \$260.07 annually
- 2024 Average Home Value - \$223,510
 - \$283.64 annually
- Increases:
 - \$23.57 annually
 - \$1.96 monthly



7.95% Increase above the NNR Rate - \$0.131039

Total Tax Rate History



Impact of Tax Rate:

- 7.95% Increase above the NNR Rate
- \$3,078,592 in additional revenue
- This option increases the tax rate by \$0.002530.

Impact on Home Owners:

- 2023 Average Home Value - \$202,375
 - \$260.07 annually
- 2024 Average Home Value - \$223,510
 - \$292.89 annually
- Increases:
 - \$32.82 annually
 - \$2.73 monthly





MCLENNAN
COMMUNITY COLLEGE

PRELIMINARY SCHEDULE IF TAX INCREASE IS OVER 0%

Public Hearing Date to Vote on Tax Increase <i>(No earlier than 7 days after Appraisal District mails out notices)</i>	August 27, 2024
Notice of Public Hearings & Tax Revenue Increase <i>(At least 5 days before Public Hearing in the newspaper)</i> <i>(At least 7 days before Public Hearing on the MCC website)</i>	August 20, 2024
Recorded Vote on the Proposed Rate <i>(Send results of the vote to the tax assessor's office)</i>	August 13, 2024
Appraisal District's Notice in the Newspaper of the Database Location that has Estimated Taxes Imposed to Property Owners	August 7, 2024
Final Calculation of No-New-Revenue Tax Rate by Tax Assessor's Office	July 27, 2024
Certification of Tax Roll by Appraisal District	July 25, 2024

Questions?

