



MCLENNAN
COMMUNITY COLLEGE

Preliminary Budget Review

June 2025




Preliminary Budget Information

\$70,871,901 – INCOME

\$75,764,864 – EXPENSES

- \$4,892,963 – DEFICIT



- \$13.3 million – State Appropriations (FY2025 allocation)
- \$22.6 million – Tuition and Fees (current allocation)
- \$34.1 million – Taxes (current allocation)

- \$4.89 million in proposed additions to the budget
 - \$1,394,803 – 3% salary increases
 - \$1,008,815 – 8% health insurance & benefit increases
 - \$ 647,069 – Additional non-technology projects
 - \$1,470,500 – Additional departmental requests
 - \$ 371,776 – Additional technology

Major Considerations:

- Competitive Salaries
- Technology Needs
- Facility Needs
- Increased Operational Costs
- Tax Rate
- State & Federal Legislative Changes
- Enrollment Growth
- Cameron Hall Operations



Salary Increases

Salary increase options for all employees:

Employee Group	(2%) Amount	(3%) Amount	(4%) Amount
Support Staff	\$157,563	\$221,049	\$290,090
Administrative Staff	\$289,232	\$429,839	\$570,444
Part-time and Overload Faculty	\$184,511	\$248,427	\$313,550
Faculty	\$328,329	\$495,488	\$660,650
TOTAL	\$959,635	\$1,394,803	\$1,834,734

Faculty Council Recommendation is a 5-6% increase for Full-time Faculty and a 10% increase for Part-time Faculty.

The annual inflation rate for the United States South Region was 2.0% for the 12 months ending May 2025.



Tax Information

Year	Average Home Value	Average Exemption	Average Taxable Value
2018	\$177,368	\$44,179	\$133,189
2019	\$188,138	\$43,677	\$144,461
2020	\$198,020	\$43,717	\$154,303
2021	\$221,084	\$54,079	\$167,005
2022	\$283,635	\$103,883	\$179,752
2023	\$311,225	\$108,850	\$202,375
2024	\$319,384	\$96,151	\$223,246
2025	\$324,489	\$86,576	\$237,913

(6.57% Increase)

	2024 Value	2025 Preliminary
Taxable Valuation	\$30,535,628,346	\$32,958,041,863
Increase		\$2,432,413,517

(7.97% Increase)



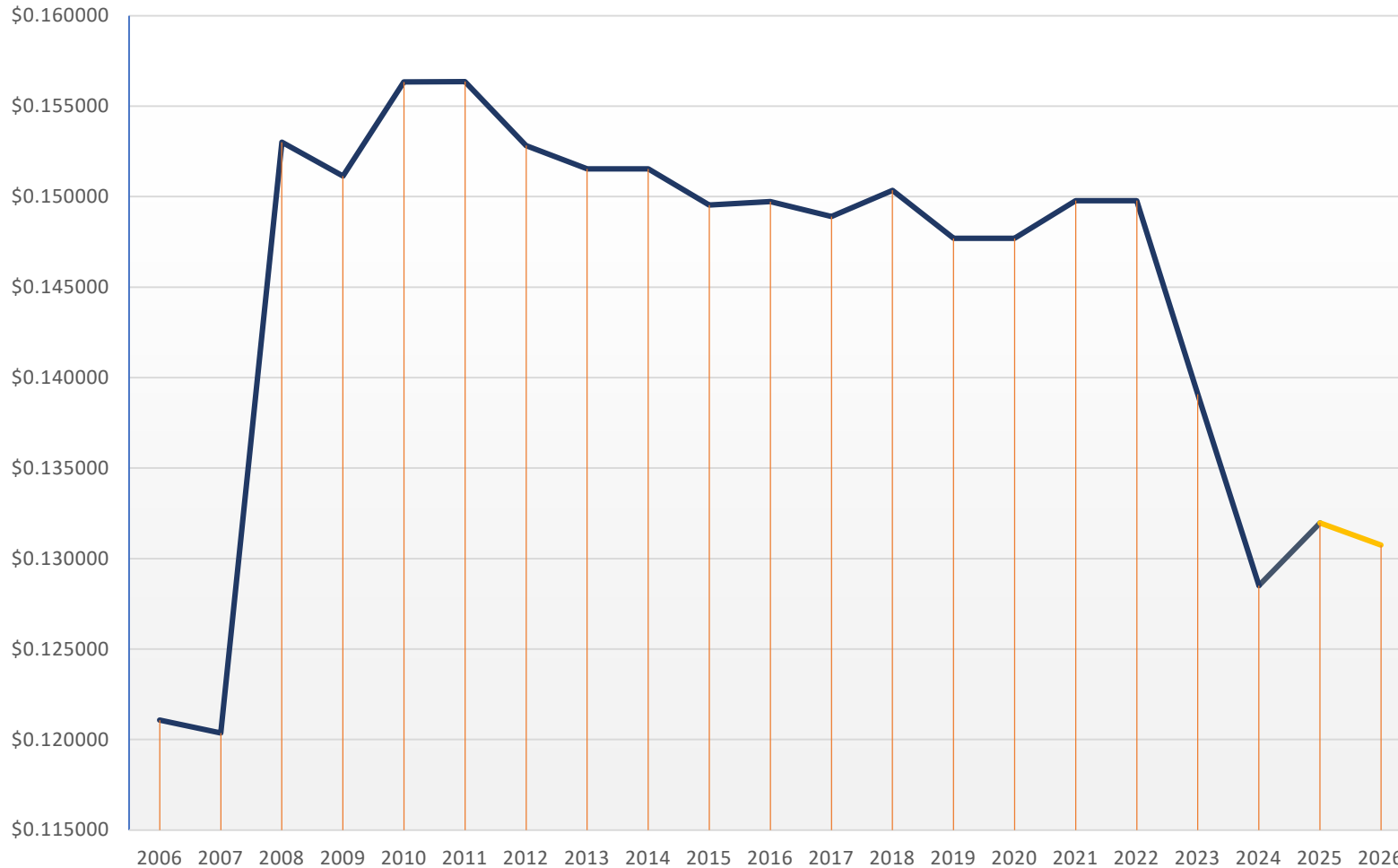
Tax Analysis Table

		Change from NNRR	M&O Rate	Additional M&O Amount	Debt Service Rate	Total Rate	% Change from Current Total Rate	Compared to Current Total Rate
Based on Preliminary Values 4/23/25 of \$32,122,358,276	No-New-Revenue Rate	0.000%	\$0.105413	\$ (195,325)	\$0.017062	\$0.122475	-7.20%	(\$0.009499)
		1.000%	\$0.109257	\$1,039,458	\$0.017062	\$0.126319	-4.28%	(\$0.005655)
		2.000%	\$0.110339	\$1,387,022	\$0.017062	\$0.127401	-3.47%	(\$0.004573)
Current Total Rate:		3.000%	\$0.111420	\$1,734,265	\$0.017062	\$0.128482	-2.65%	(\$0.003492)
2024 approved M&O rate \$0.113681 + I&S rate \$0.018293 = \$0.131974		3.500%	\$0.111961	\$1,908,047	\$0.017062	\$0.129023	-2.24%	(\$0.002951)
		4.000%	\$0.112502	\$2,081,829	\$0.017062	\$0.129564	-1.83%	(\$0.002410)
		4.990%	\$0.113573	\$2,425,859	\$0.017062	\$0.130635	-1.01%	(\$0.001339)
		5.000%	\$0.113584	\$2,429,392	\$0.017062	\$0.130646	-1.01%	(\$0.001328)
	Current M&O Rate	5.090%	\$0.113681	\$2,460,551	\$0.017062	\$0.130743	-0.93%	(\$0.001231)
		6.000%	\$0.114666	\$2,776,956	\$0.017062	\$0.131728	-0.19%	(\$0.000246)
	Current Total Rate	6.228%	\$0.114912	\$2,855,977	\$0.017062	\$0.131974	0.00%	\$0.000000
		6.500%	\$0.115206	\$2,950,417	\$0.017062	\$0.132268	0.22%	\$0.000294
		6.900%	\$0.115639	\$3,089,507	\$0.017062	\$0.132701	0.55%	\$0.000727
		7.000%	\$0.115747	\$3,124,199	\$0.017062	\$0.132809	0.63%	\$0.000835
		7.950%	\$0.116775	\$3,454,417	\$0.017062	\$0.133837	1.41%	\$0.001863
		7.990%	\$0.116818	\$3,468,229	\$0.017062	\$0.133880	1.44%	\$0.001906
Budgeted M&O taxes for 2025 at \$34,056,467	Voter-Approval Rate	8.000%	\$0.116829	\$3,471,763	\$0.017062	\$0.133891	1.45%	\$0.001917



Total Tax Rate - \$0.129564

Total Tax Rate History



Impact of Tax Rate:

- 4.000% Increase above the NNR Rate
- \$2,081,829 in additional revenue
- Lowers the total tax rate from 0.131974 to 0.129564

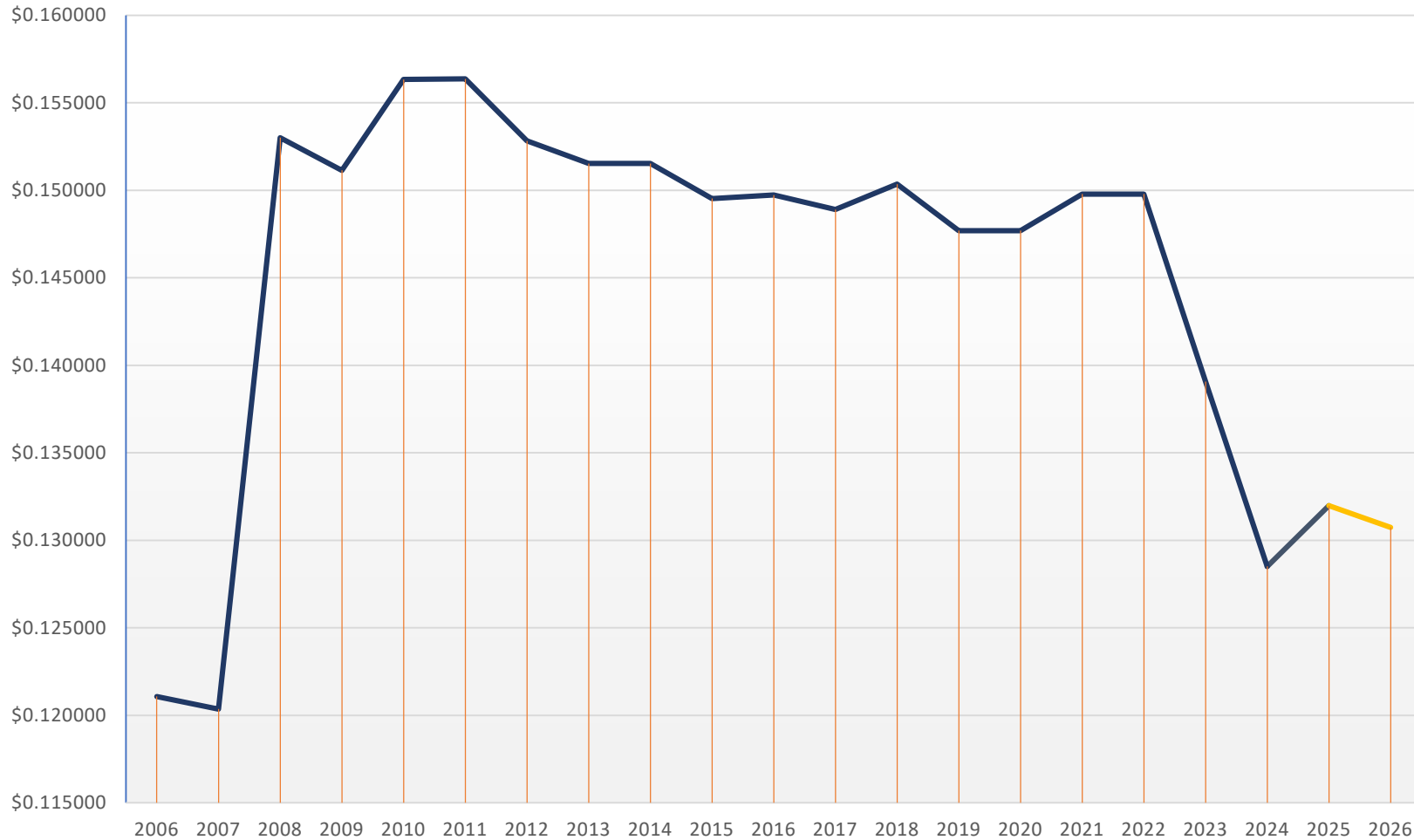
Impact on Home Owners:

- 2024 Average Home Value - \$223,246
 - \$294.63 annually
- 2025 Average Home Value - \$237,913
 - \$308.25 annually
- Increases:
 - \$13.62 annually
 - \$1.14 monthly



Total Tax Rate - \$0.130743

Total Tax Rate History



Impact of Tax Rate:

- 5.090% Increase above the NNR Rate
- \$2,460,551 in additional revenue
- Maintains current M&O rate but lowers the total tax rate from 0.131974 to 0.130743

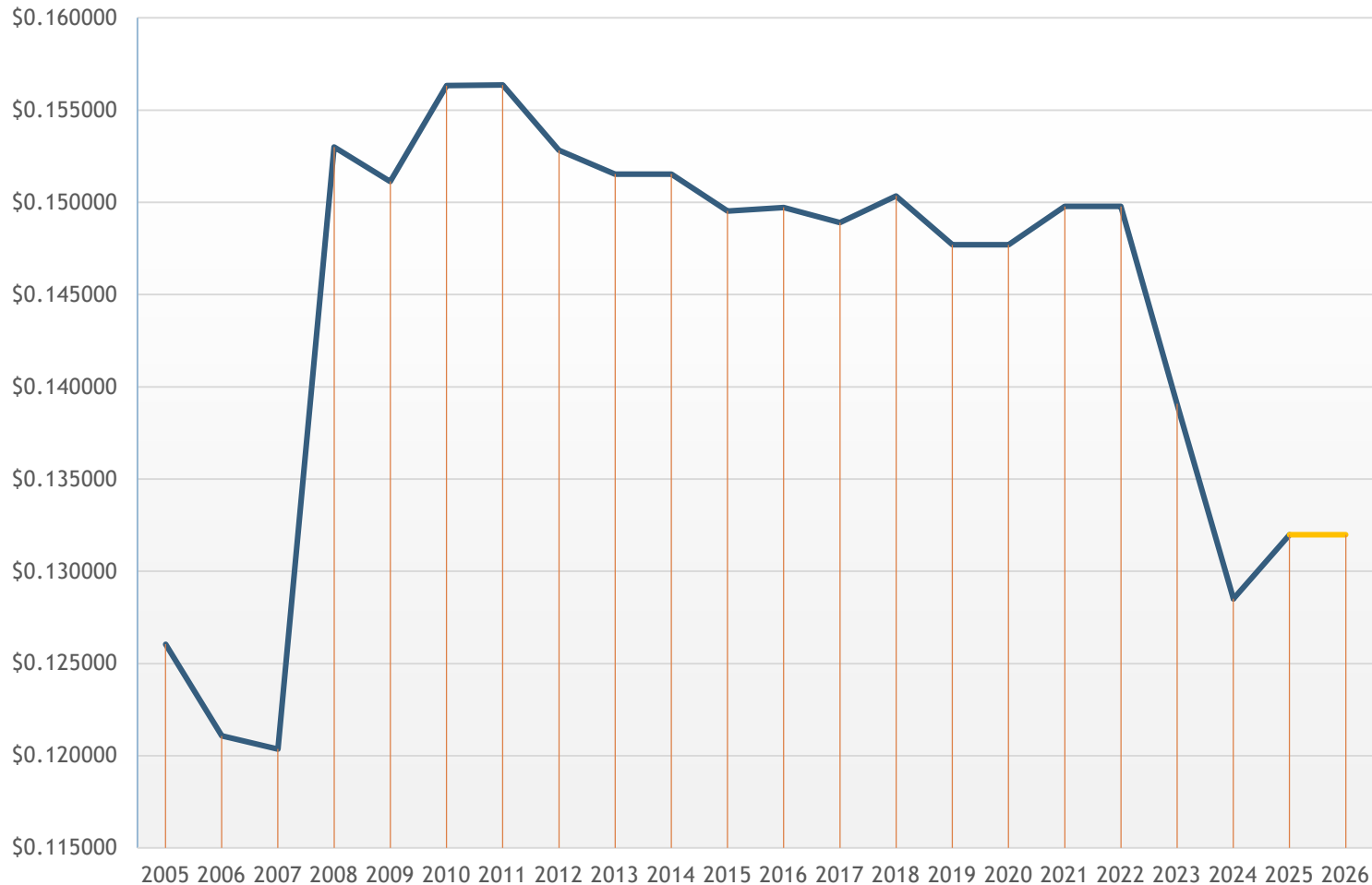
Impact on Home Owners:

- 2024 Average Home Value - \$223,246
 - \$294.63 annually
- 2025 Average Home Value - \$237,913
 - \$311.05 annually
- Increases:
 - \$16.43 annually
 - \$1.37 monthly



Current Total Tax Rate - \$0.131974

Total Tax Rate History



Impact of Tax Rate:

- 6.228% Increase above the NNR Rate
- \$2,855,977 in additional revenue
- Maintains the same total tax rate of 0.131974

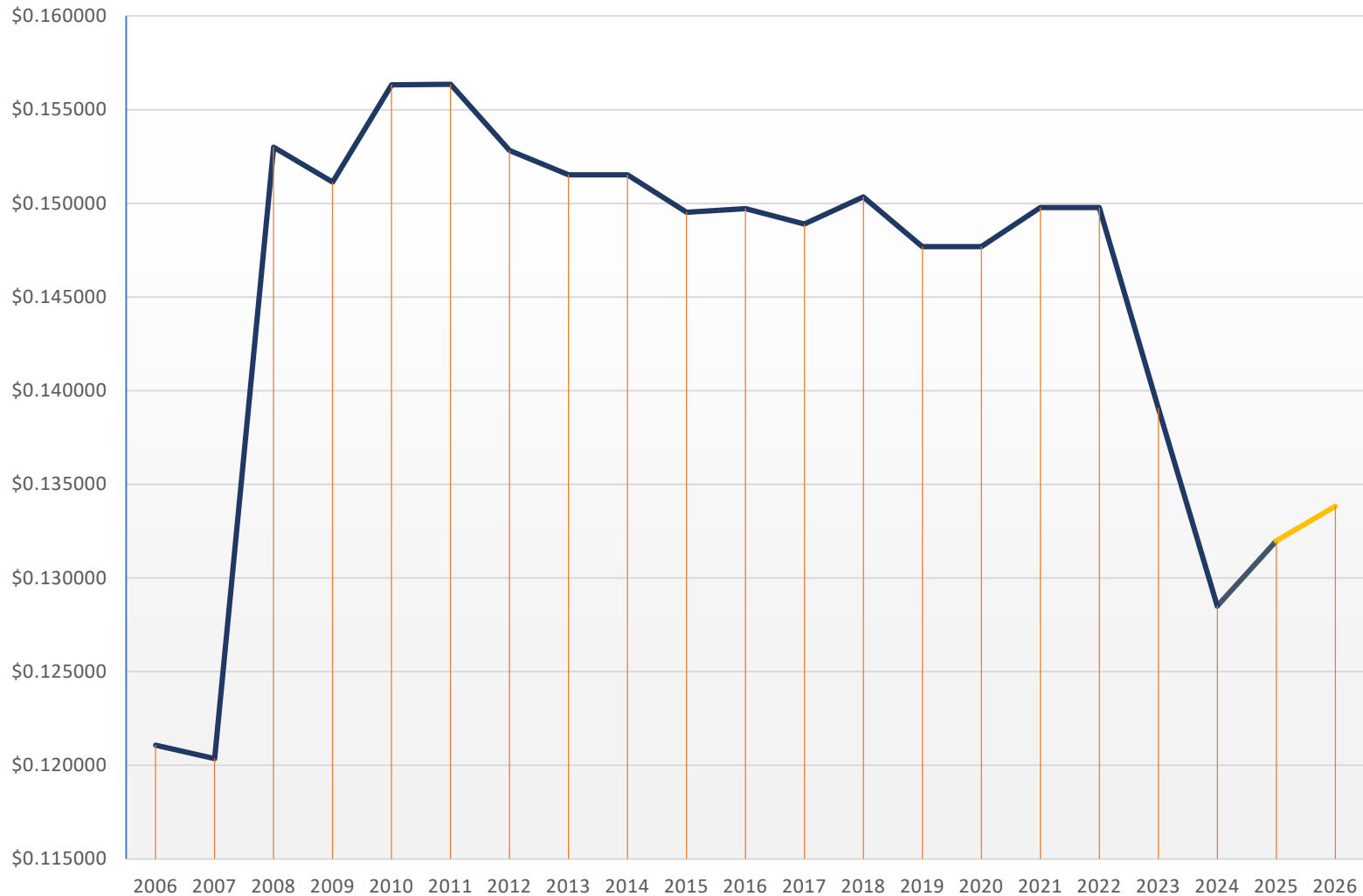
Impact on Home Owners:

- 2024 Average Home Value - \$223,246
 - \$294.63 annually
- 2025 Average Home Value - \$237,913
 - \$313.98 annually
- Increases:
 - \$19.36 annually
 - \$1.61 monthly



Current Total Tax Rate - \$0.133837

Total Tax Rate History



Impact of Tax Rate:

- 7.95% Increase above the NNR Rate
- \$3,454,417 in additional revenue
- Increases the total tax rate from 0.131974 to 0.133837

Impact on Home Owners:

- 2024 Average Home Value - \$223,246
 - \$294.63 annually
- 2025 Average Home Value - \$237,913
 - \$318.42 annually
- Increases:
 - \$23.79 annually
 - \$1.98 monthly





MCLENNAN
COMMUNITY COLLEGE

PRELIMINARY SCHEDULE IF TAX INCREASE IS OVER 0%

Public Hearing Date to Vote on Tax Increase <i>(No earlier than 7 days after Appraisal District mails out notices)</i>	August 26, 2025
Notice of Public Hearings & Tax Revenue Increase <i>(At least 5 days before Public Hearing in the newspaper)</i> <i>(At least 7 days before Public Hearing on the MCC website)</i>	August 19, 2025
Recorded Vote on the Proposed Rate <i>(Send results of the vote to the tax assessor's office)</i>	July 31, 2025
Appraisal District's Notice in the Newspaper of the Database Location that has Estimated Taxes Imposed to Property Owners	August 7, 2025
Final Calculation of No-New-Revenue Tax Rate by Tax Assessor's Office	July 28, 2025
Certification of Tax Roll by Appraisal District	July 25, 2025

Questions?

